

NOT FOR  
CONSTRUCTION


911 Central Parkway N., Suite 425 San Antonio, TX 78323  
501 North Broadway, St. Louis, Missouri 63102-2121

AIR FORCE CENTER FOR ENGINEERING AND THE ENVIRONMENT (AFCEE)

**FACILITIES DYNAMIC PROTOTYPES**  
**DESIGN FOR FITNESS CENTER - LARGE SIZE**

**100% DESIGN**

November 21, 2011



SHEET LIST	
SHEET NO.	SHEET NAME
<b>GENERAL</b>	
G-000	COVER SHEET
G-001	BUILDING RENDERING
G-002	BUILDING RENDERING
<b>INDIVIDUAL MODULES</b>	
A-101	ENTRY & ADMINISTRATION
A-102	HAWC & FAC
A-103	RESTROOMS, STAIRS & SUPPORT
A-104	RACQUETBALL
A-105	GROUP EXERCISE - FLOOR PLAN & RCP
A-106	GROUP EXERCISE - AXON.
A-107	CARDIO/WEIGHT ROOM - FLOOR PLAN & RCP
A-108	CARDIO/WEIGHT ROOM - AXON.
A-109	LOCKER ROOM - FLOOR PLAN
A-110	LOCKER ROOM - RCP
A-111	LOCKER ROOM - AXON.
A-112	TRACK A
A-113	TRACK B
A-114	BASKETBALL COURT A - FLOOR PLAN
A-115	BASKETBALL COURT A - AXON.
A-116	BASKETBALL COURT B - FLOOR PLAN
A-117	BASKETBALL COURT B - AXON.
<b>ENHANCED INDIVIDUAL MODULES</b>	
A-201	JUICE BAR, EXPANDED RETAIL, PARENT/ CHILD AREA, MASSAGE ROOM, & ADDITIONAL STRETCHING AREA
A-202	ENHANCED LOCKER ROOM - FLOOR PLAN
A-203	ENHANCED LOCKER ROOM - RCP
A-204	ENHANCED LOCKER ROOM - AXON.
<b>SUPPORT MODULES</b>	
A-301	SUPPORT - FLOOR PLAN & RCP
A-302	SUPPORT - AXON.
<b>MEGA MODULES</b>	
A-401	MEGA MODULE - FLOOR PLAN
A-402	MEGA MODULE - AXON.
<b>BUILDING LAYOUTS</b>	
A-501	BUILDING - FIRST FLOOR PLAN
A-502	BUILDING - SECOND FLOOR PLAN
A-503	BUILDING - AXON.
<b>MODULE SCHEDULES</b>	
A-601	ROOM SCHEDULE
A-602	DOOR SCHEDULE
A-603	WINDOW SCHEDULE

AIR FORCE CENTER FOR ENGINEERING AND  
THE ENVIRONMENT (AFCEE)  
FACILITIES DYNAMIC PROTOTYPES DESIGN FOR:

**FITNESS CENTER: LARGE SIZE**  
**100% DESIGN**

Jacobs Project No.: FDWD1323

Drawing Title:

**COVER SHEET**

Date: 21 NOVEMBER 2011

Designed By: JN/MRB/OF

Drawn By: JN/MRB/OF

Checked By: JS

Drawing No.:

**G-000**

1

2

3

4

5

SCALE(S) AS NOTED ON THIS SHEET ARE BASED ON A FULL 22X34 SHEET

**JACOBS™**

**NOT FOR  
CONSTRUCTION**

911 Central Parkway N., Suite 425 San Antonio, TX 78323  
501 North Broadway, St. Louis, Missouri 63102-2121

D

C

B

A



**AIR FORCE CENTER FOR ENGINEERING AND  
THE ENVIRONMENT (AFCEE)  
FACILITIES DYNAMIC PROTOTYPES DESIGN FOR:**

**FITNESS CENTER: LARGE SIZE  
100% DESIGN**

Jacobs Project No.: FDWD1323

Drawing Title:

**BUILDING  
RENDERING**

Date: 21 NOVEMBER 2011

Designed By: JN/MRB/OF Drawing No.:

Drawn By: JN/MRB/OF

Checked By: JS

**G-001**

1

2

3

4

5

SCALE(S) AS NOTED ON THIS SHEET ARE BASED ON A FULL 22X34 SHEET



NOT FOR CONSTRUCTION

911 Central Parkway N., Suite 425 San Antonio, TX 78323  
501 North Broadway, St. Louis, Missouri 63102-2121

D

C

B

A



AIR FORCE CENTER FOR ENGINEERING AND THE ENVIRONMENT (AFCEE)  
FACILITIES DYNAMIC PROTOTYPES DESIGN FOR:

**FITNESS CENTER: LARGE SIZE**

**100% DESIGN**

Jacobs Project No.: FDWD1323

Drawing Title:

**BUILDING RENDERING**

Date: 21 NOVEMBER 2011

Designed By: JN/MRB/OF

Drawing No.:

Drawn By: JN/MRB/OF

Checked By: JS

**G-002**

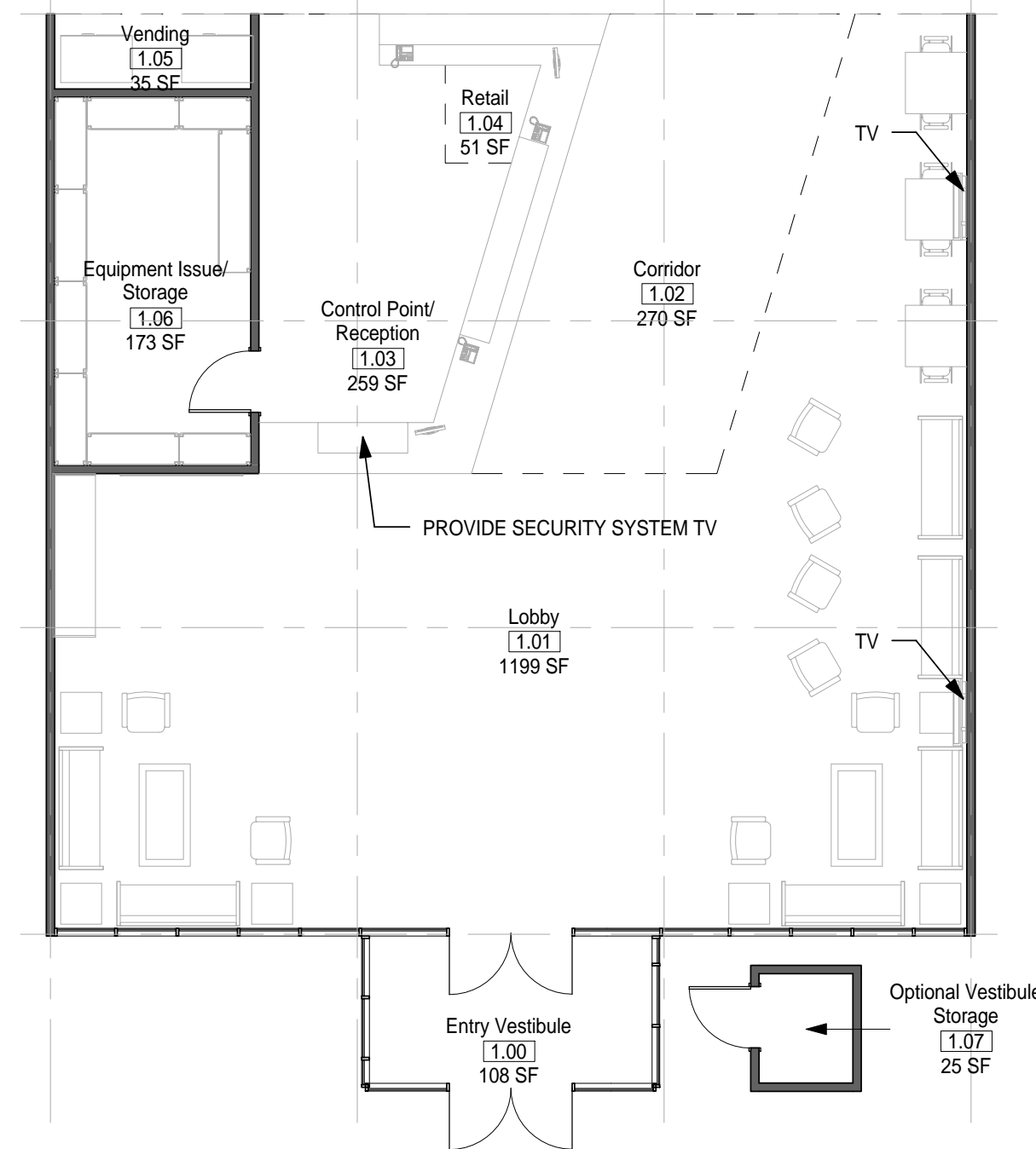
**ENTRY VESTIBULE NOTES**

1. PROVIDE A VESTIBULE STORAGE ROOM IN NORTHERN-TIER ENTRIES FOR SNOW SHOVELS & SIDEWALK SALT.

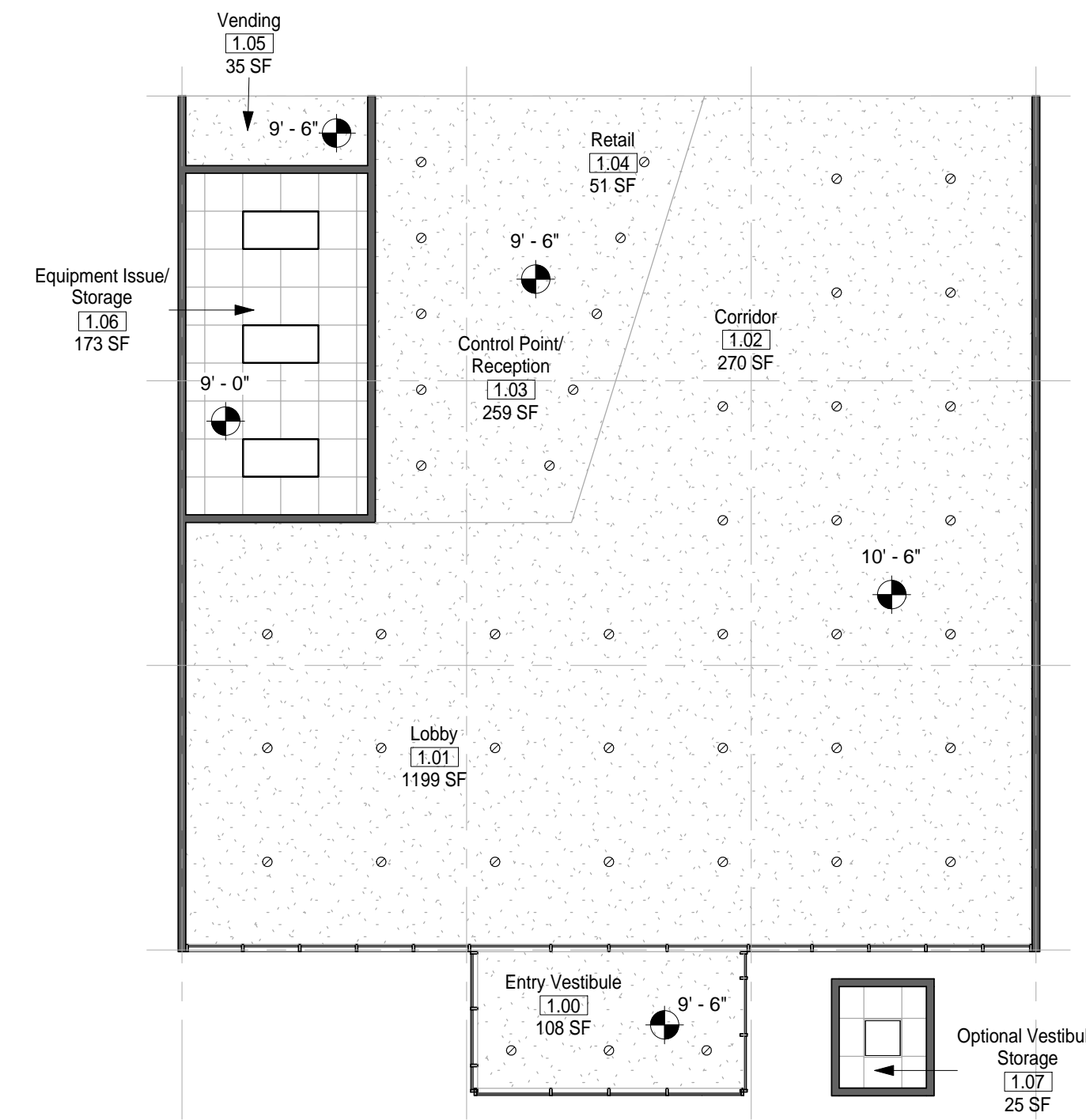
**GENERAL NOTES**

1. EVERY WALL IS GENERIC UNLESS SPECIFICALLY NOTED
2. EVERY WALL IS A PLACE HOLDER
3. AS THE MODULES ARE COMBINED TO CREATE A FACILITY, DISCRETION SHOULD BE USED AS TO WHICH WALLS NEED TO BE MOVED, ADDED OR REMOVED
4. IF NO WALL IS PRESENT, IT IS THE DESIGN INTENT TO LEAVE THAT SPACE OPEN TO ADJACENT SPACES WITHIN THE FACILITY
5. ALL FURNITURE IS A PLACE HOLDER UNLESS SPECIFICALLY NOTED
6. ALL MODULES HAVE BEEN ORGANIZED BASED ON A 15' GRID

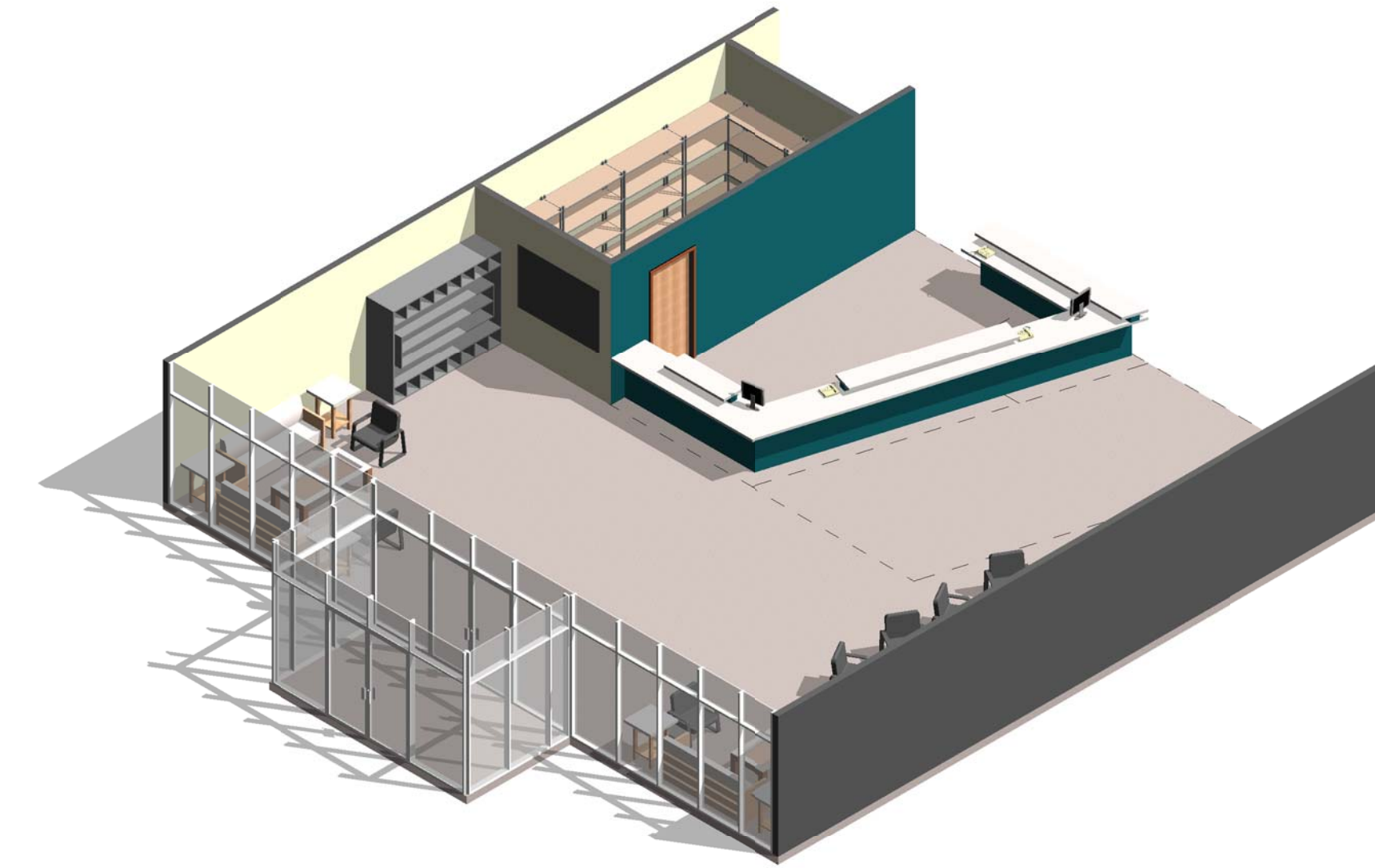
D



1 MODULE 01 - ENTRY - FLOOR PLAN  
1/8" = 1'-0"

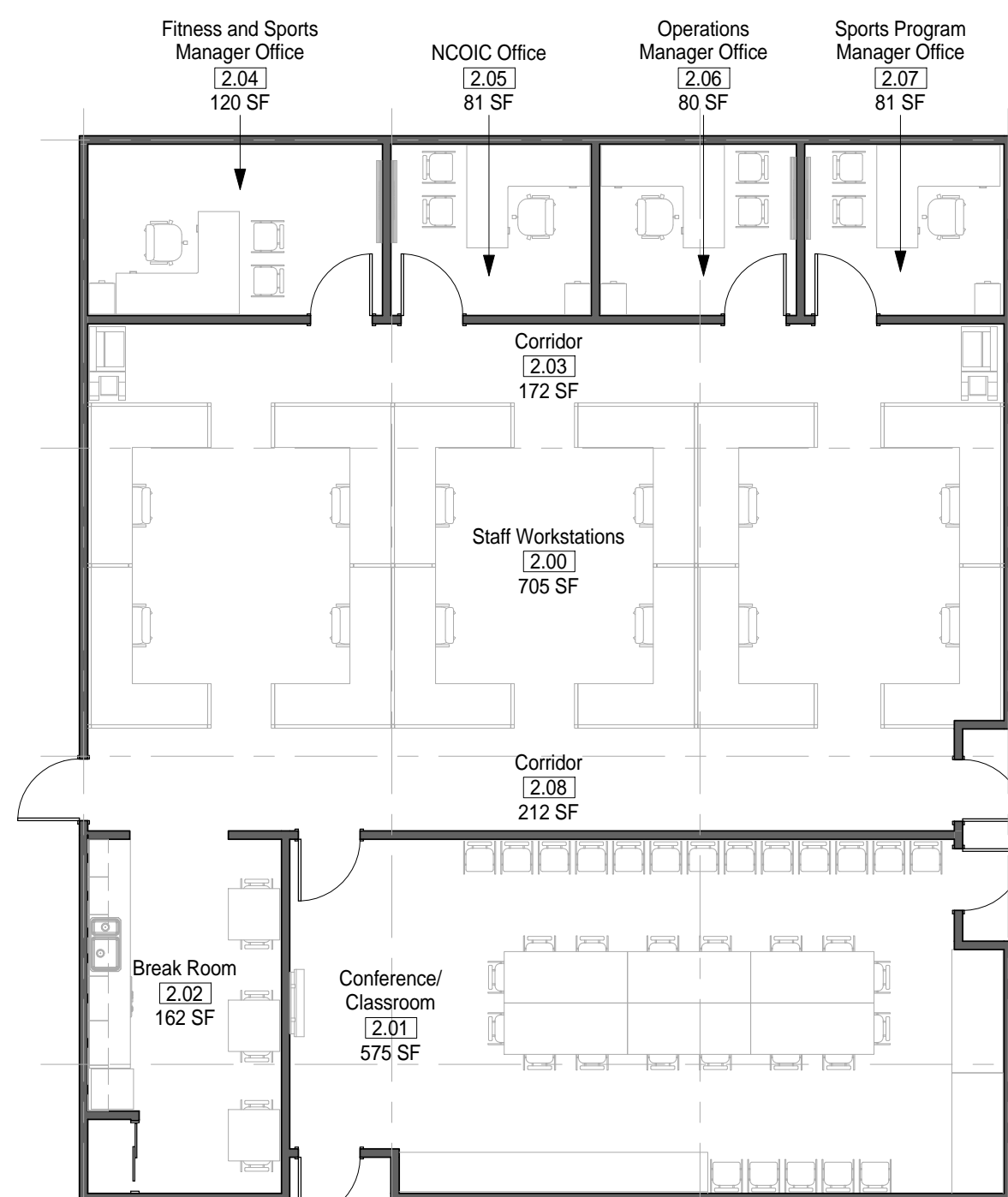


2 MODULE 01 - ENTRY - RCP  
1/8" = 1'-0"

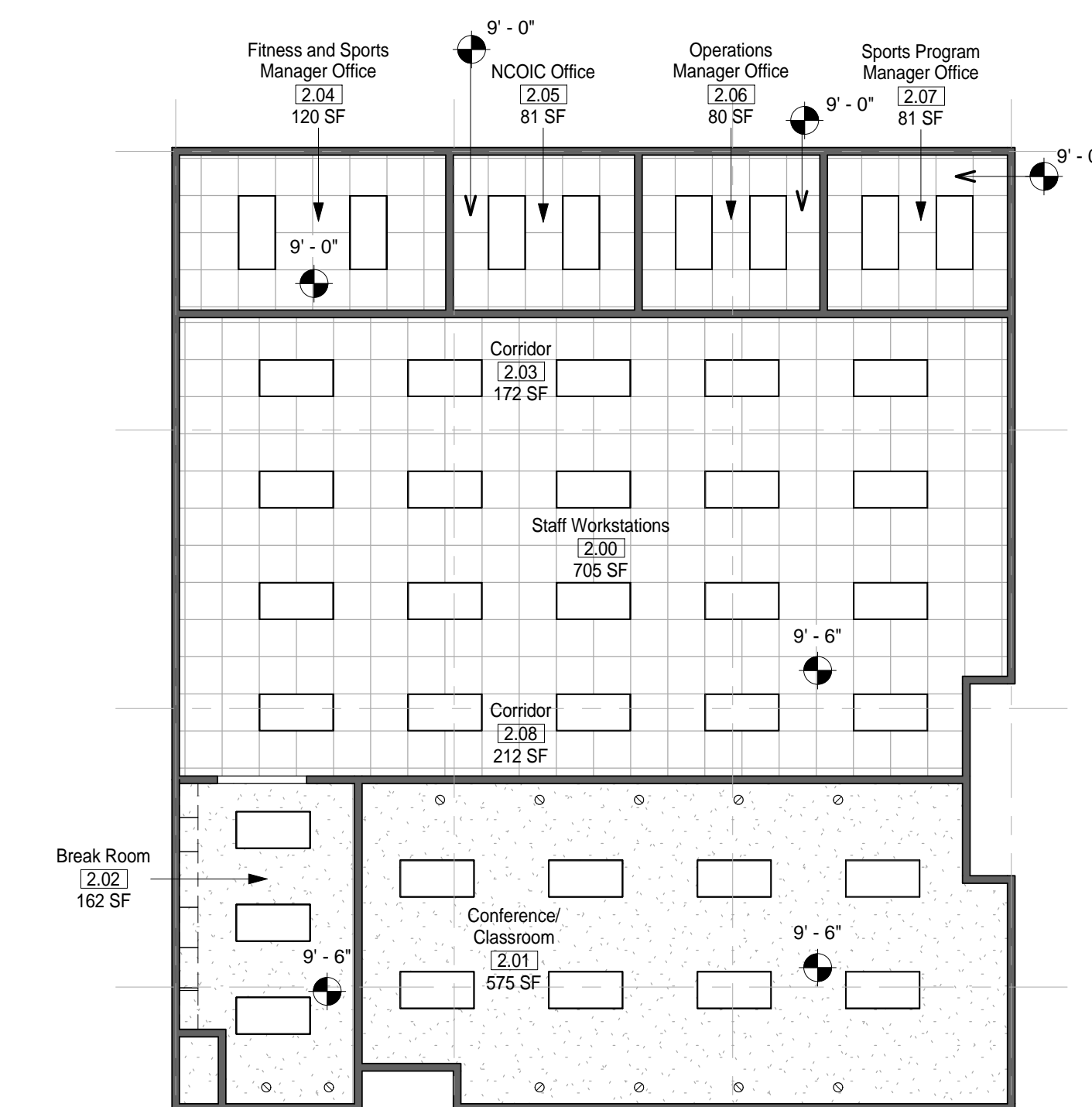


3 MODULE 01- ENTRY - AXON.

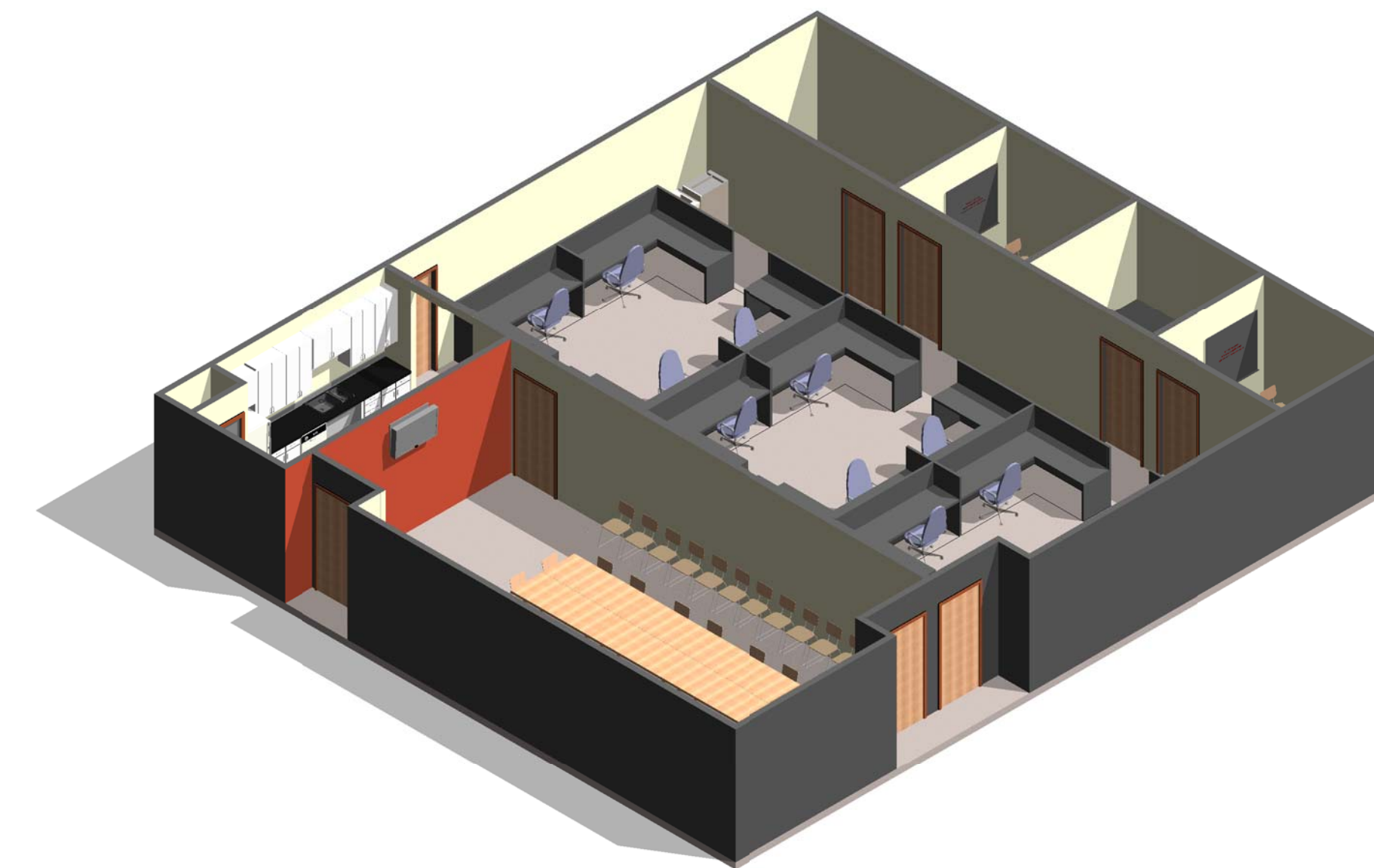
B



4 MODULE 02- ADMINISTRATION - FLOOR PLAN  
1/8" = 1'-0"



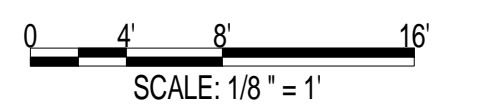
5 MODULE 02 - ADMINISTRATION - RCP  
1/8" = 1'-0"



6 MODULE 02- ADMINISTRATION - AXON.

A

**AIR FORCE CENTER FOR ENGINEERING AND THE ENVIRONMENT (AFCEE) FACILITIES DYNAMIC PROTOTYPES DESIGN FOR: FITNESS CENTER: LARGE SIZE 100% DESIGN**



Jacobs Project No.: FDWD1323

Drawing Title:

**ENTRY & ADMINISTRATION**

Date: 21 NOVEMBER 2011

Designed By: JN/MRB/OF Drawing No.:

Drawn By: JN/MRB/OF

Checked By: JS

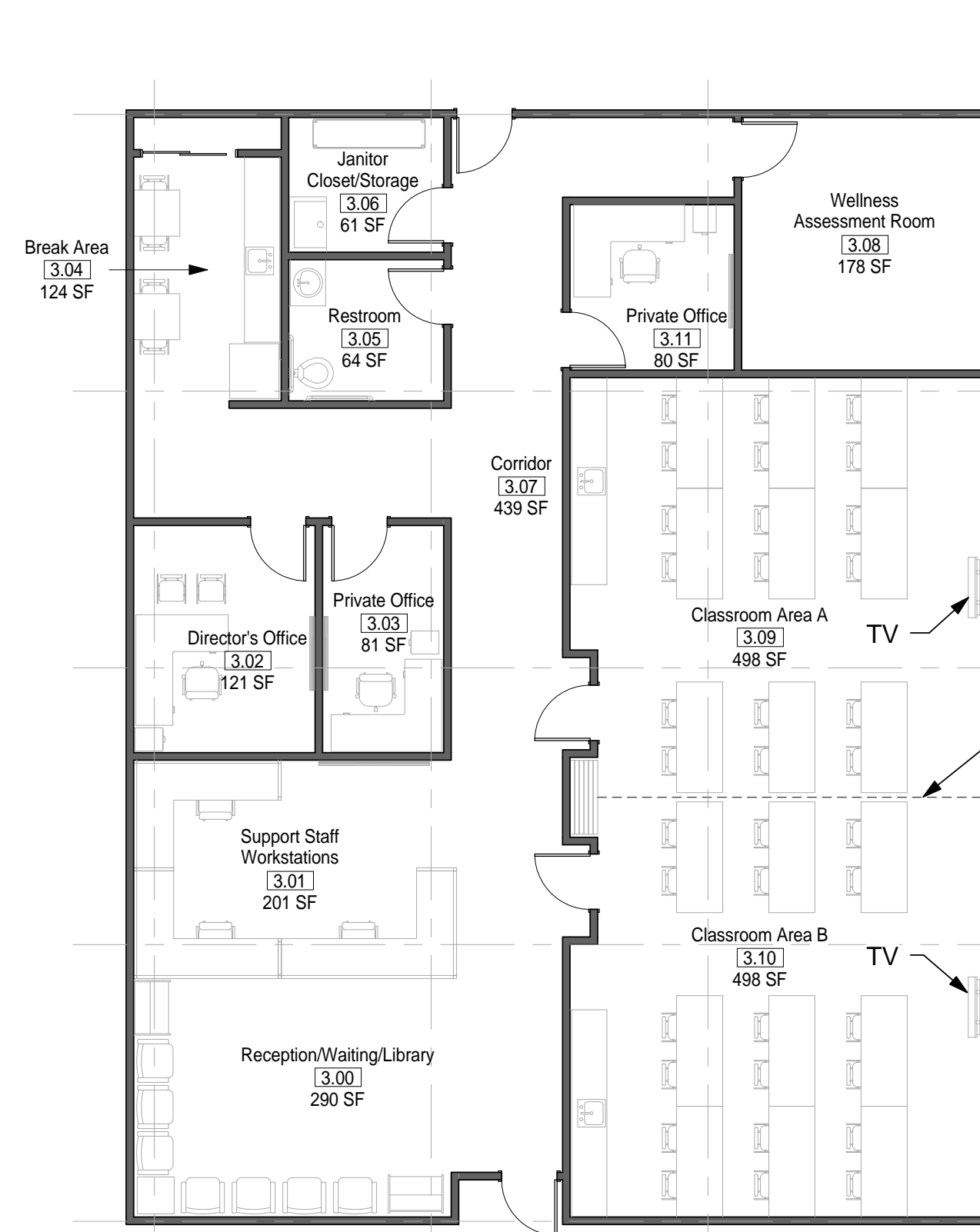
**A-101**

**HAWC/ FAC NOTES**

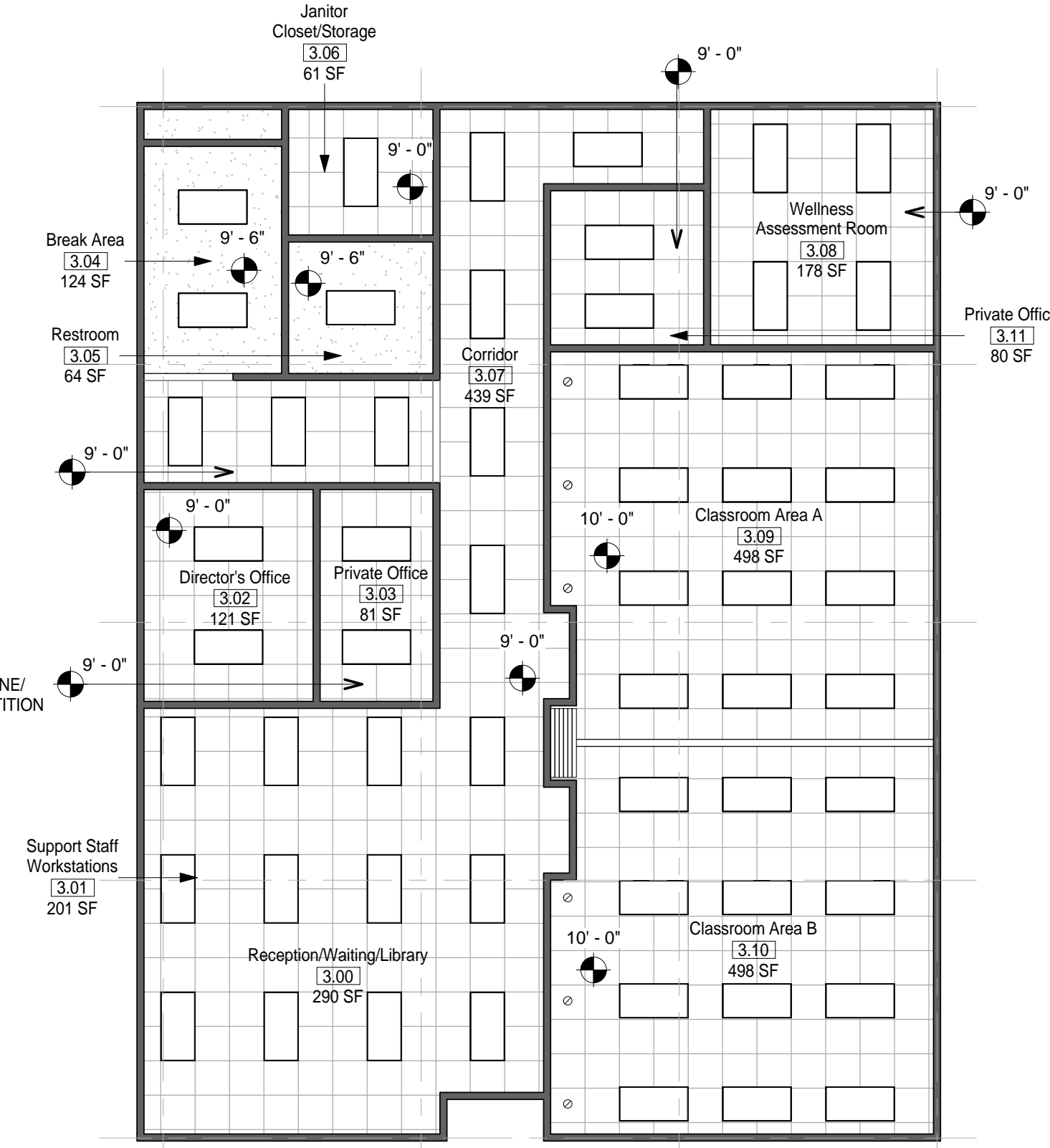
1. THE HAWC AND FAC MODULES SHALL BE OF ADEQUATE DISTANCE FROM EACH OTHER IN FUTURE BUILDING DESIGNS SO THAT ANY OVERFLOW OF PEOPLE FROM THE FAC DOES NOT INTERRUPT THE DAILY OPERATIONS OF THE HAWC.

**GENERAL NOTES**

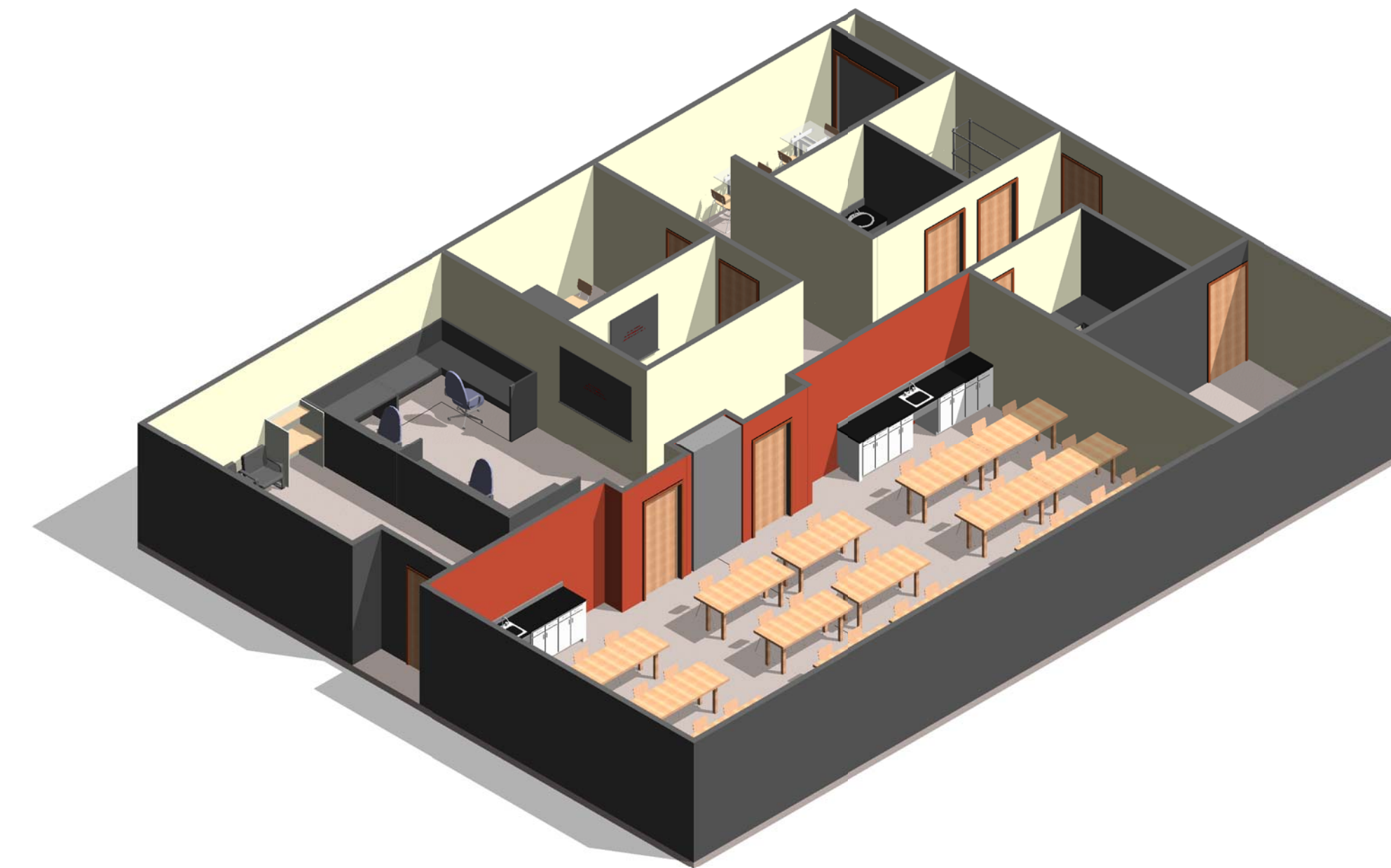
1. EVERY WALL IS GENERIC UNLESS SPECIFICALLY NOTED
2. EVERY WALL IS A PLACE HOLDER
3. AS THE MODULES ARE COMBINED TO CREATE A FACILITY, DISCRETION SHOULD BE USED AS TO WHICH WALLS NEED TO BE MOVED, ADDED OR REMOVED
4. IF NO WALL IS PRESENT, IT IS THE DESIGN INTENT TO LEAVE THAT SPACE OPEN TO ADJACENT SPACES WITHIN THE FACILITY
5. ALL FURNITURE IS A PLACE HOLDER UNLESS SPECIFICALLY NOTED
6. ALL MODULES HAVE BEEN ORGANIZED BASED ON A 15' GRID



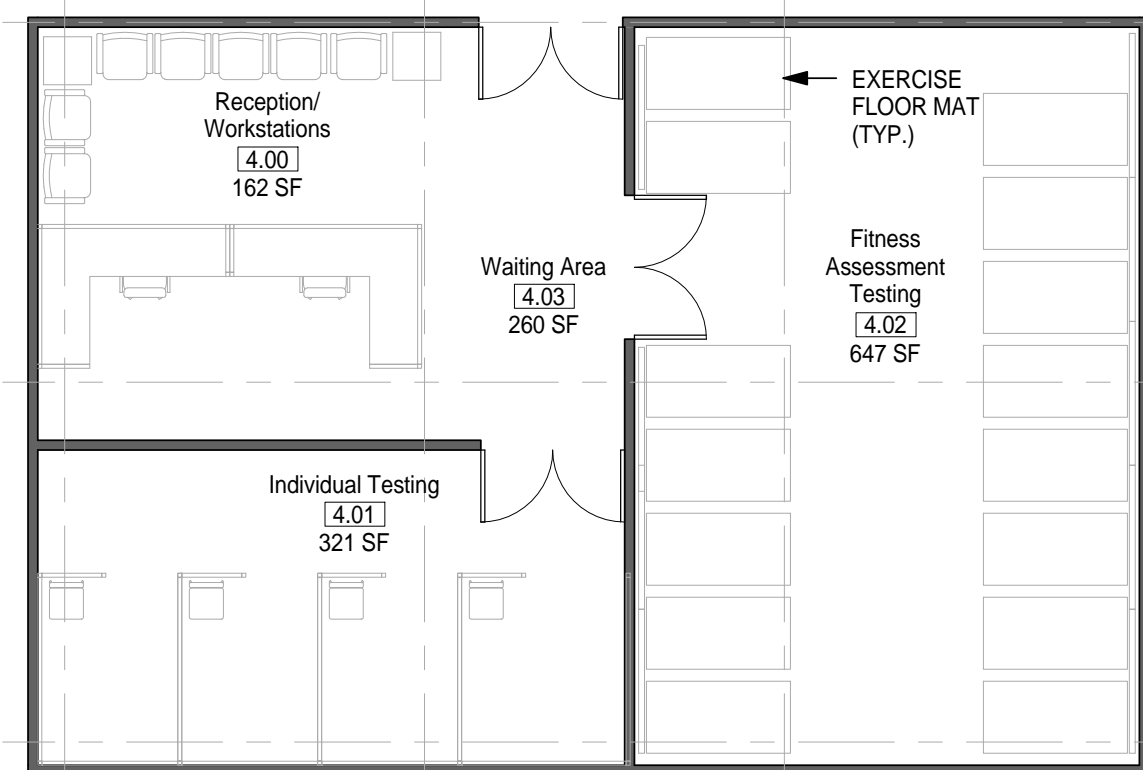
1 MODULE 03 - HAWC - FLOOR PLAN  
1/8" = 1'-0"



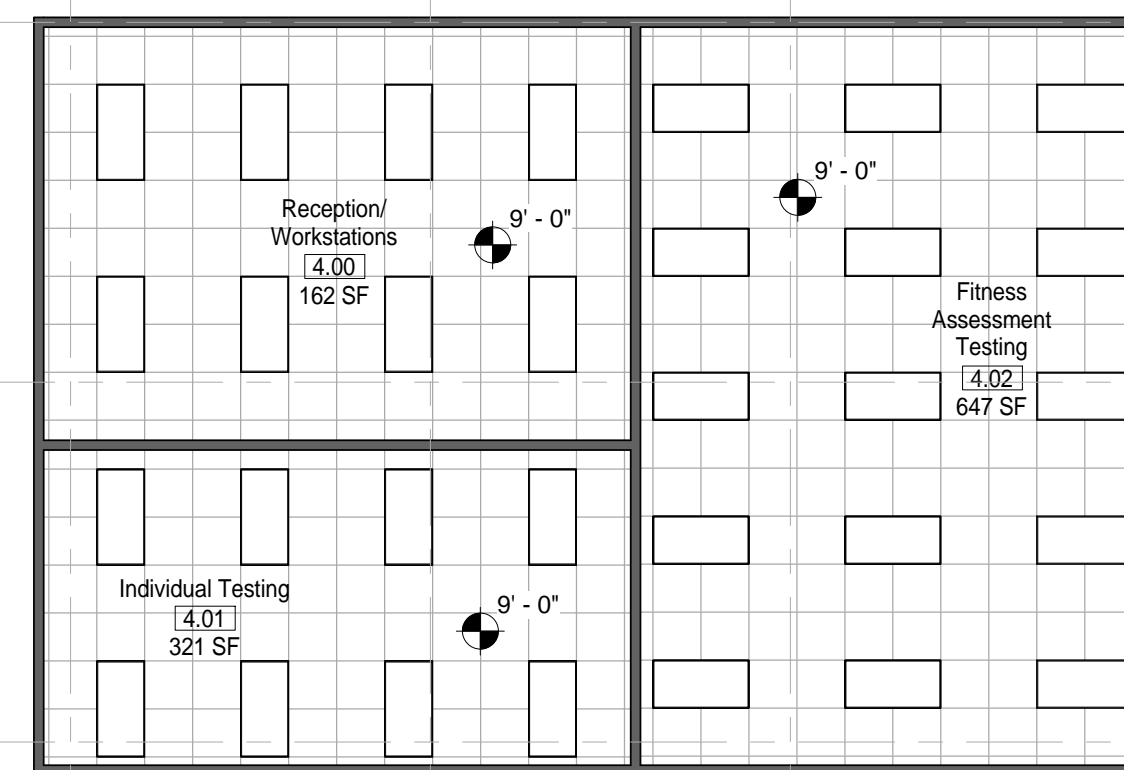
2 MODULE 03 - HAWC - RCP  
1/8" = 1'-0"



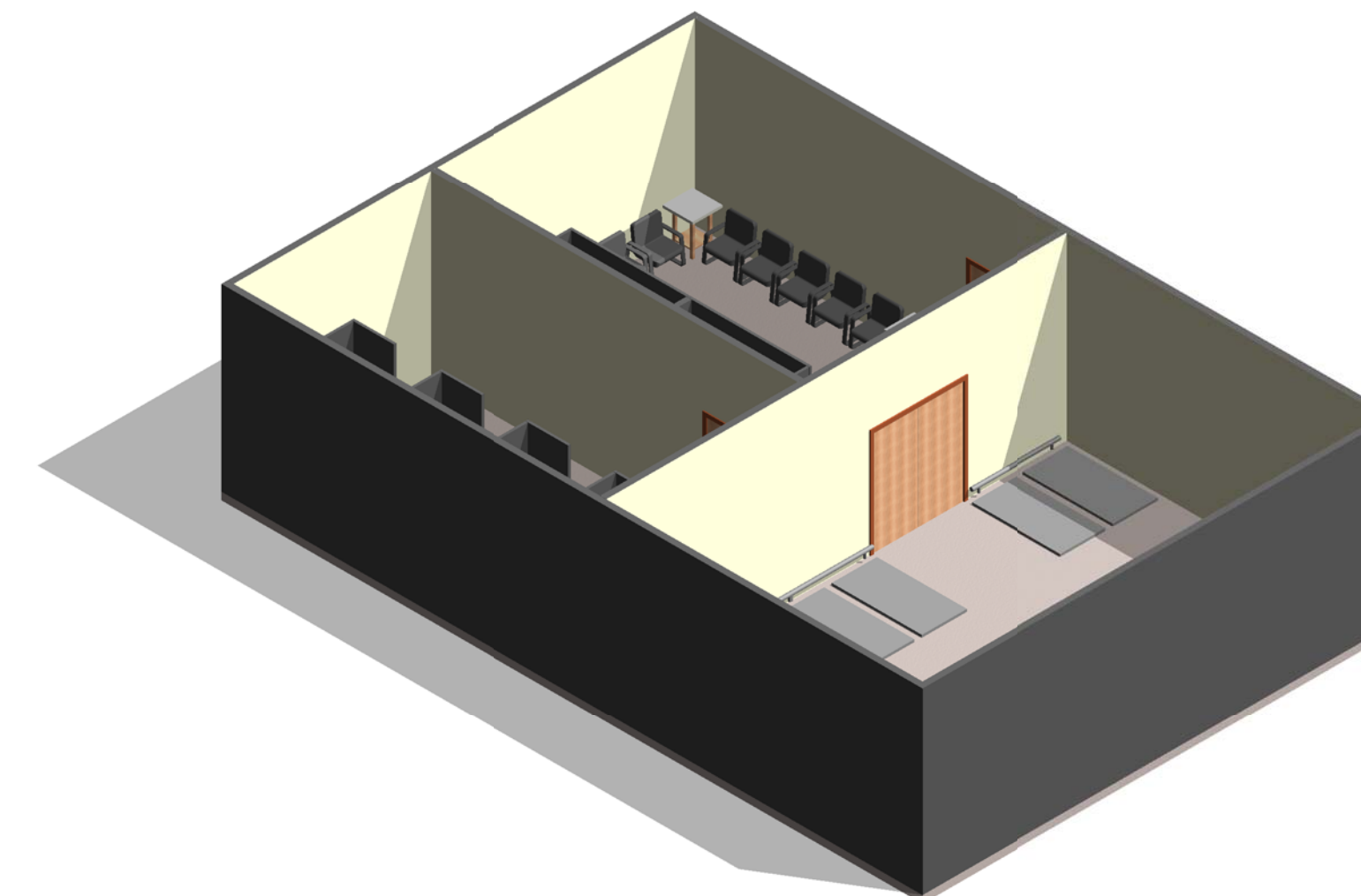
3 MODULE 03- HAWC- AXON.



4 MODULE 04 - FAC - FLOOR PLAN  
1/8" = 1'-0"



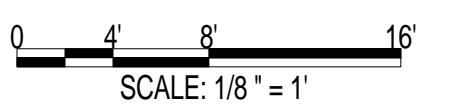
5 MODULE 04 - FAC - RCP  
1/8" = 1'-0"



6 MODULE 04- FAC- AXON.

AIR FORCE CENTER FOR ENGINEERING AND THE ENVIRONMENT (AFCEE) FACILITIES DYNAMIC PROTOTYPES DESIGN FOR:

**FITNESS CENTER: LARGE SIZE**  
**100% DESIGN**



Jacobs Project No.: FDWD1323

Drawing Title:

**HAWC & FAC**

Date: 21 NOVEMBER 2011

Designed By: JN/MRB/OF Drawing No.:

Drawn By: JN/MRB/OF

Checked By: JS

**A-102**

1

2

3

4

5

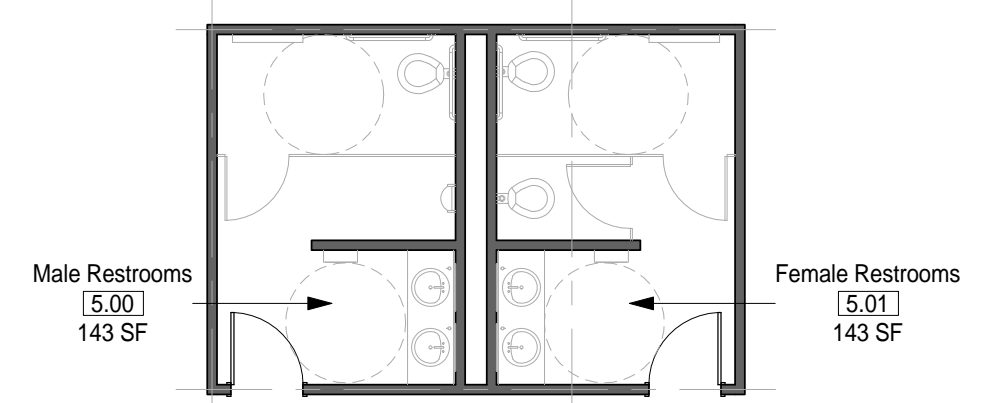
SCALE(S) AS NOTED ON THIS SHEET ARE BASED ON A FULL 22X34 SHEET

NOT FOR CONSTRUCTION

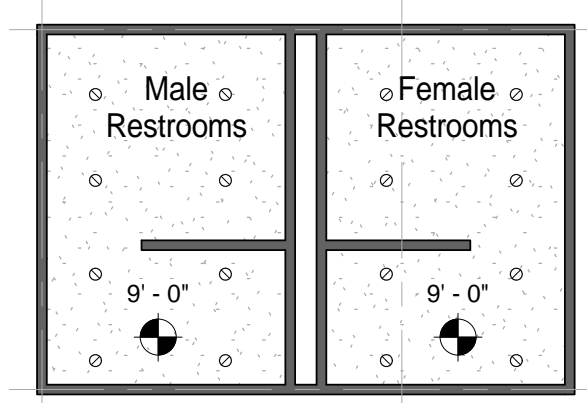
911 Central Parkway N., Suite 425 San Antonio, TX 78223  
501 North Broadway, St. Louis, Missouri 63102-2121

GENERAL NOTES

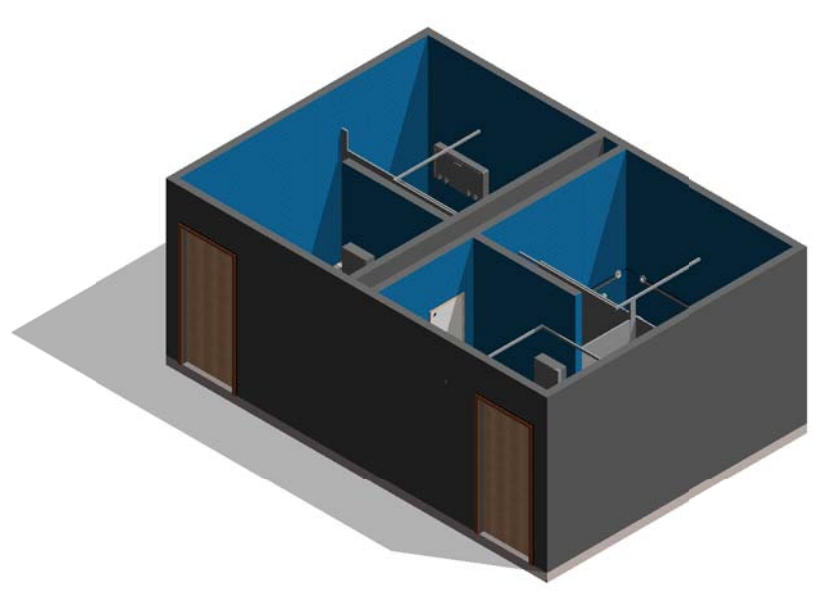
1. EVERY WALL IS GENERIC UNLESS SPECIFICALLY NOTED
2. EVERY WALL IS A PLACE HOLDER
3. AS THE MODULES ARE COMBINED TO CREATE A FACILITY, DISCRETION SHOULD BE USED AS TO WHICH WALLS NEED TO BE MOVED, ADDED OR REMOVED
4. IF NO WALL IS PRESENT, IT IS THE DESIGN INTENT TO LEAVE THAT SPACE OPEN TO ADJACENT SPACES WITHIN THE FACILITY
5. ALL FURNITURE IS A PLACE HOLDER UNLESS SPECIFICALLY NOTED
6. ALL MODULES HAVE BEEN ORGANIZED BASED ON A 15' GRID



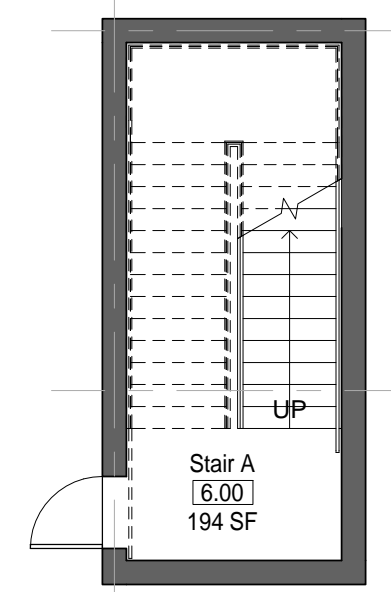
1 MODULE 05 - RESTROOMS - FLOOR PLAN  
1/8" = 1'-0"



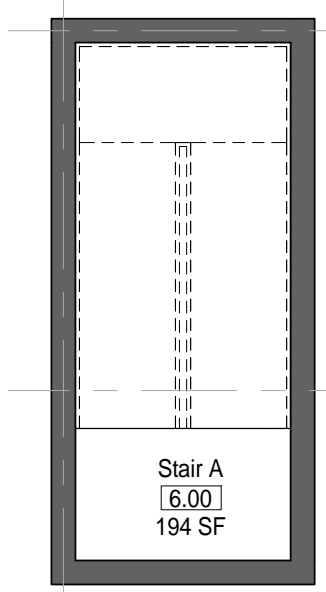
2 MODULE 05 - RESTROOMS - RCP  
1/8" = 1'-0"



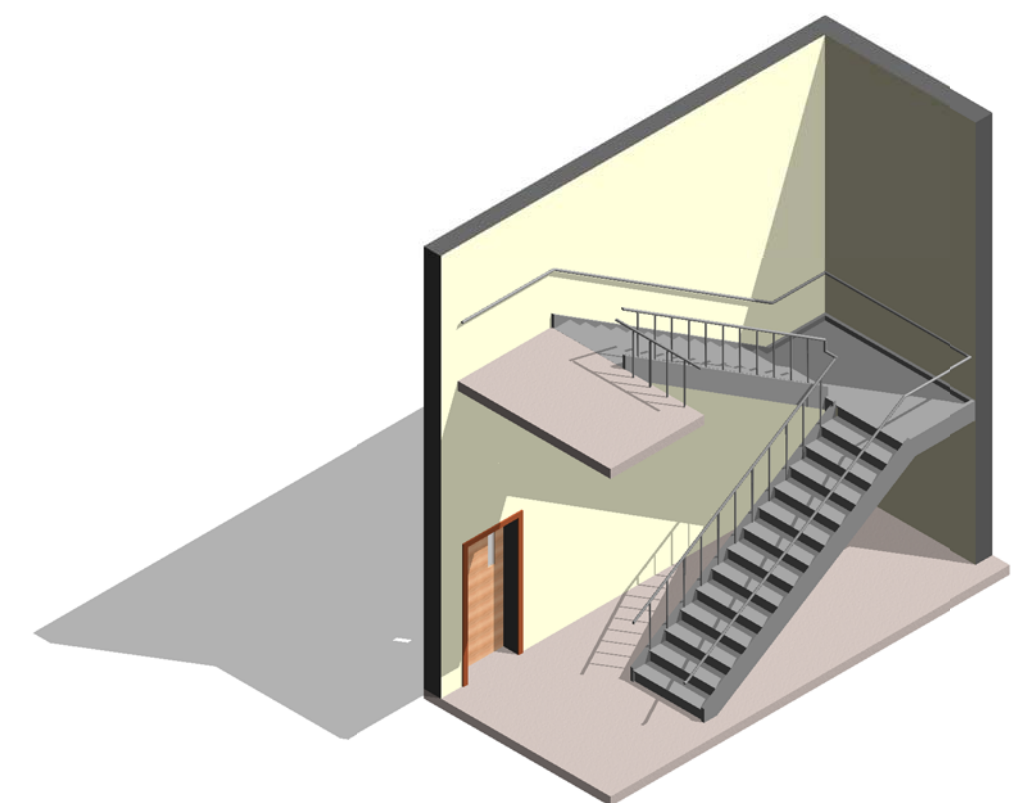
3 MODULE 05 - RESTROOMS - AXON.



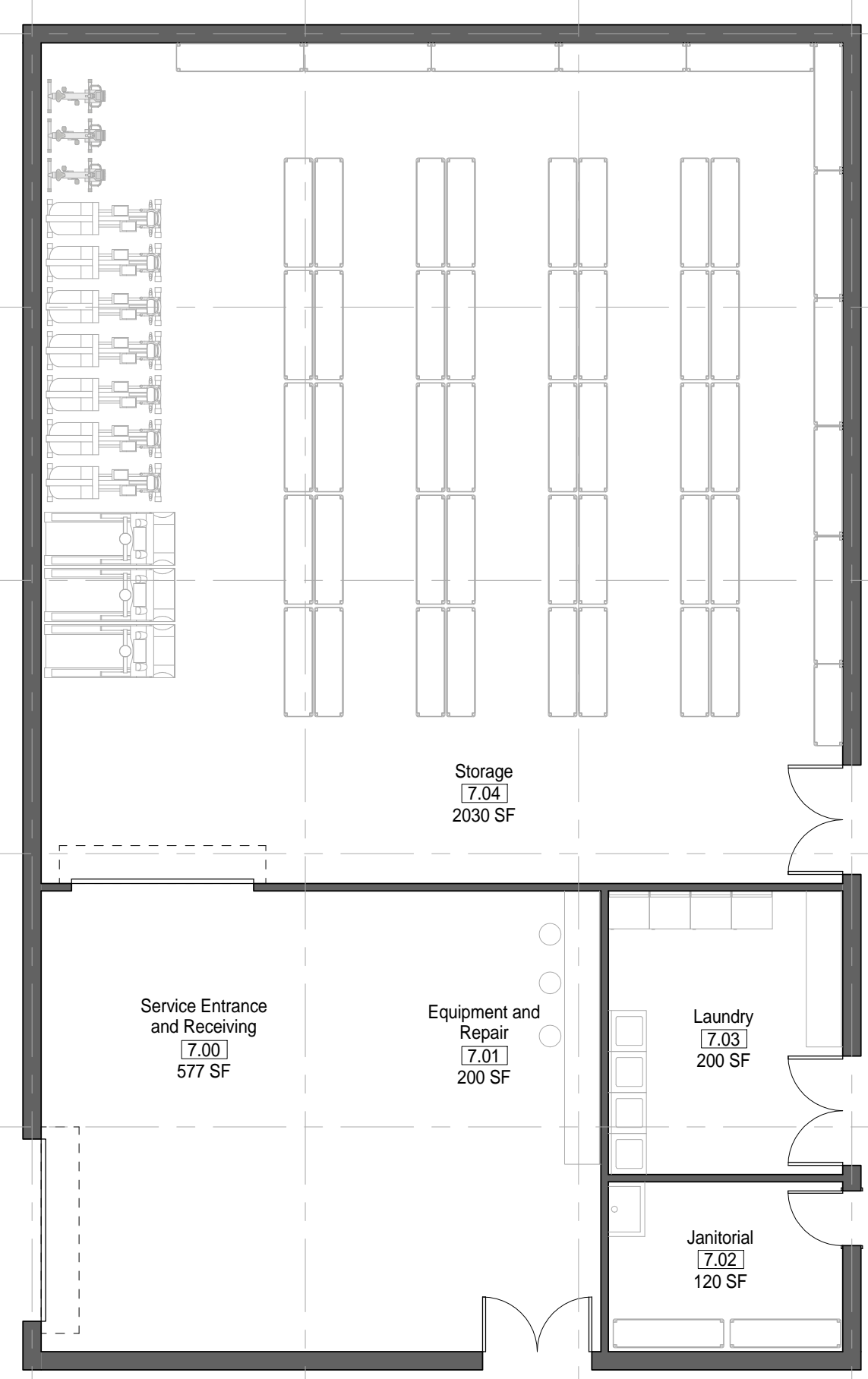
4 MODULE 06 - STAIRS - FLOOR PLAN  
1/8" = 1'-0"



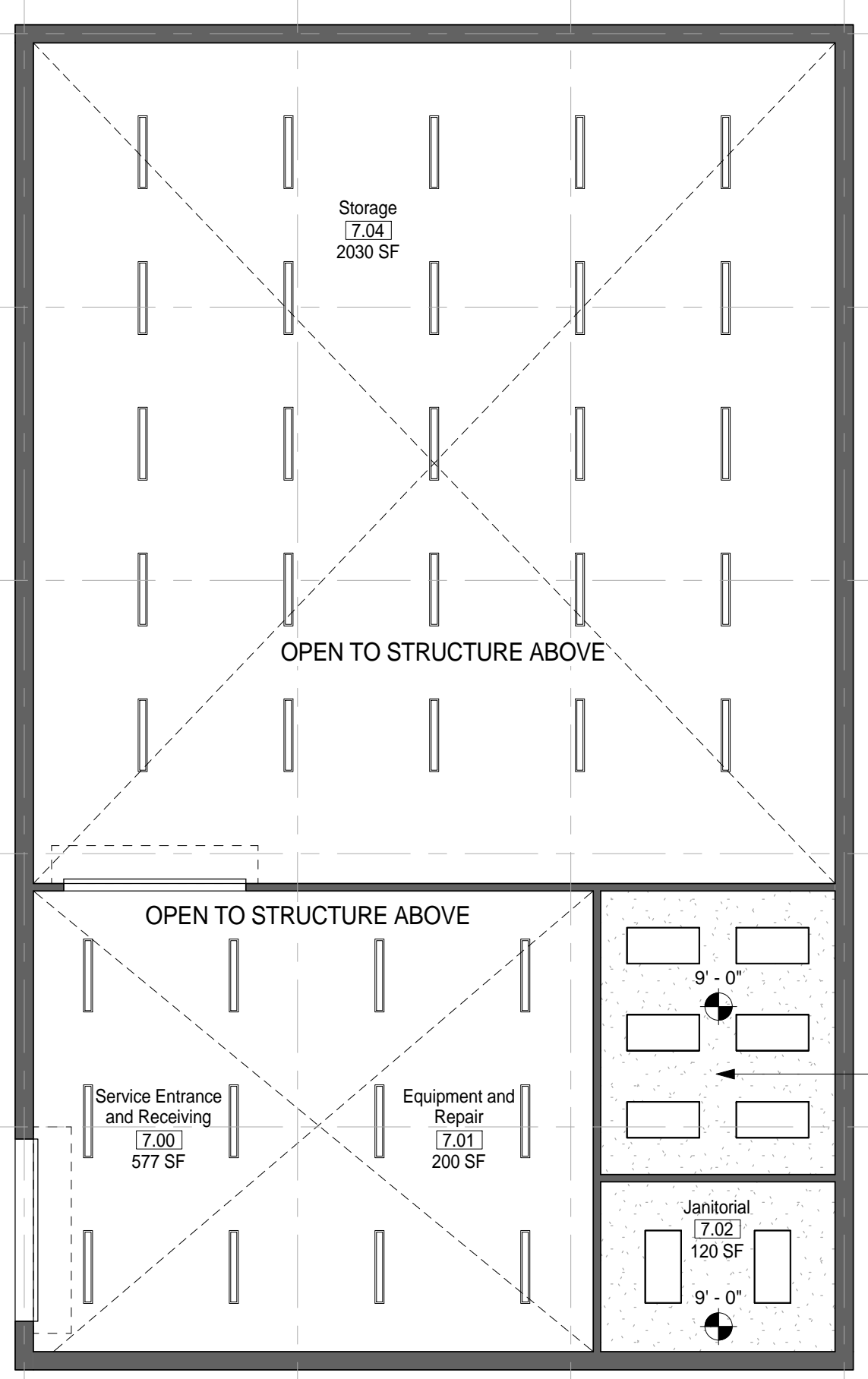
5 MODULE 06 - STAIRS - RCP  
1/8" = 1'-0"



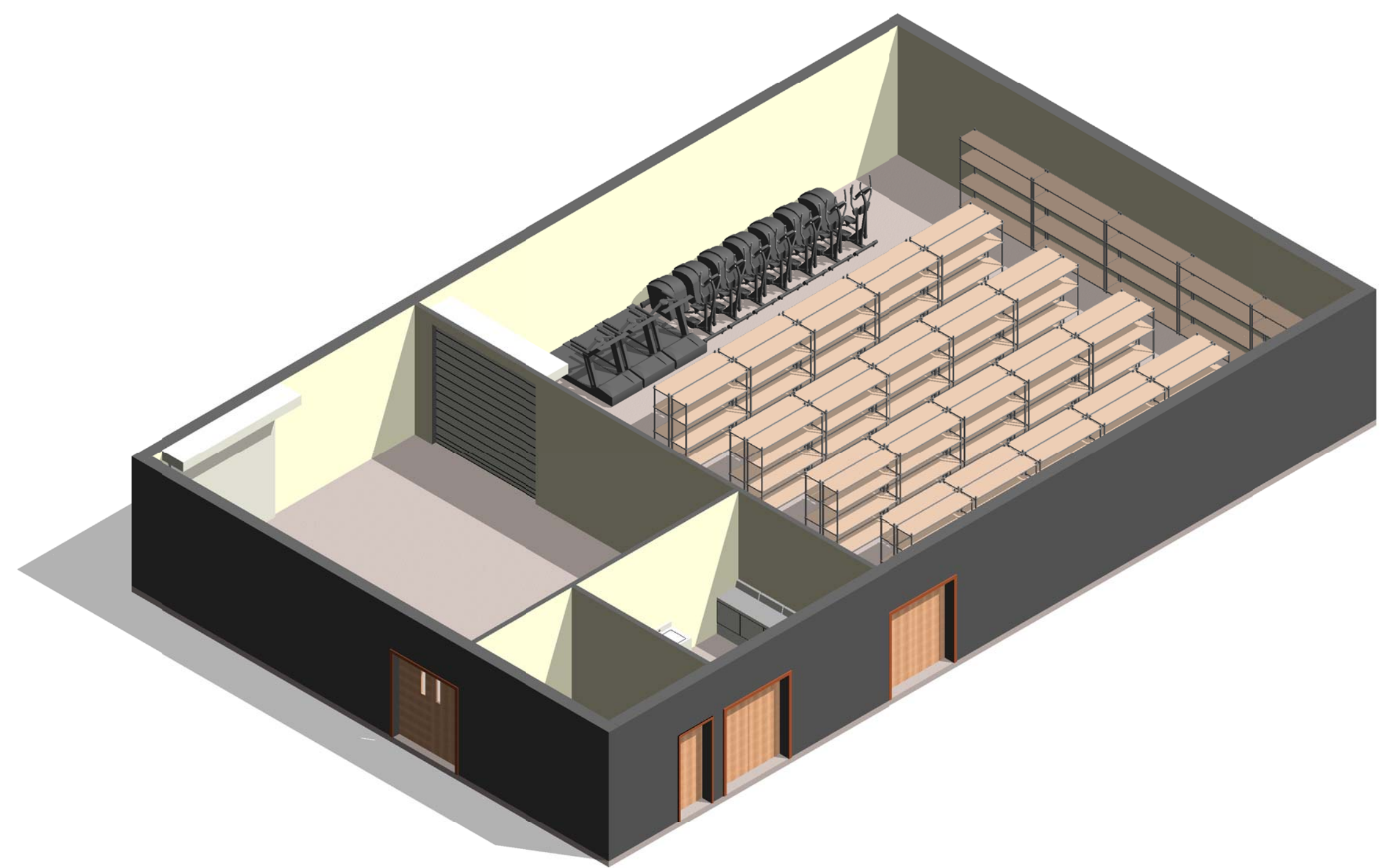
6 MODULE 06 - STAIRS - AXON.



7 MODULE 07 - SUPPORT - FLOOR PLAN  
1/8" = 1'-0"

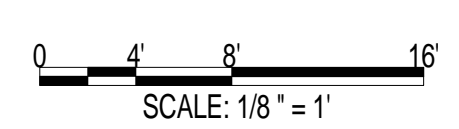


8 MODULE 07 - SUPPORT - RCP  
1/8" = 1'-0"



9a MODULE 07 - SUPPORT - AXON

AIR FORCE CENTER FOR ENGINEERING AND  
THE ENVIRONMENT (AFCEE)  
FACILITIES DYNAMIC PROTOTYPES DESIGN FOR:  
**FITNESS CENTER: LARGE SIZE**  
100% DESIGN



Jacobs Project No.: FDWD1323

Drawing Title:

RESTROOMS,  
STAIRS & SUPPORT

Date: 21 NOVEMBER 2011

Designed By: JN/MRB/OF Drawing No.:

Drawn By: JN/MRB/OF

Checked By: JS

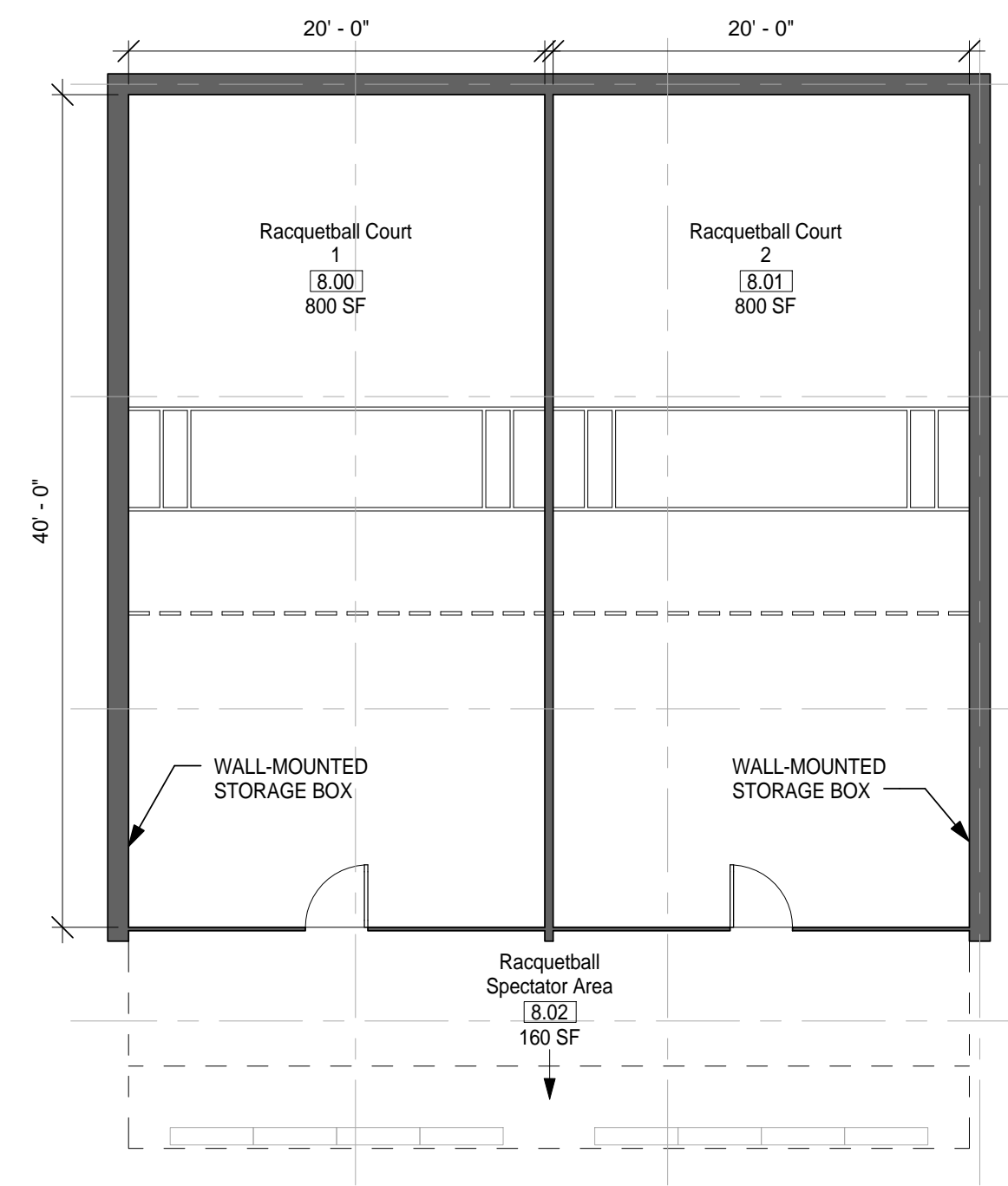
A-103

**GENERAL NOTES**

1. EVERY WALL IS GENERIC UNLESS SPECIFICALLY NOTED
2. EVERY WALL IS A PLACE HOLDER
3. AS THE MODULES ARE COMBINED TO CREATE A FACILITY, DISCRETION SHOULD BE USED AS TO WHICH WALLS NEED TO BE MOVED, ADDED OR REMOVED
4. IF NO WALL IS PRESENT, IT IS THE DESIGN INTENT TO LEAVE THAT SPACE OPEN TO ADJACENT SPACES WITHIN THE FACILITY
5. ALL FURNITURE IS A PLACE HOLDER UNLESS SPECIFICALLY NOTED
6. ALL MODULES HAVE BEEN ORGANIZED BASED ON A 15' GRID

**RACQUETBALL COURT NOTES**

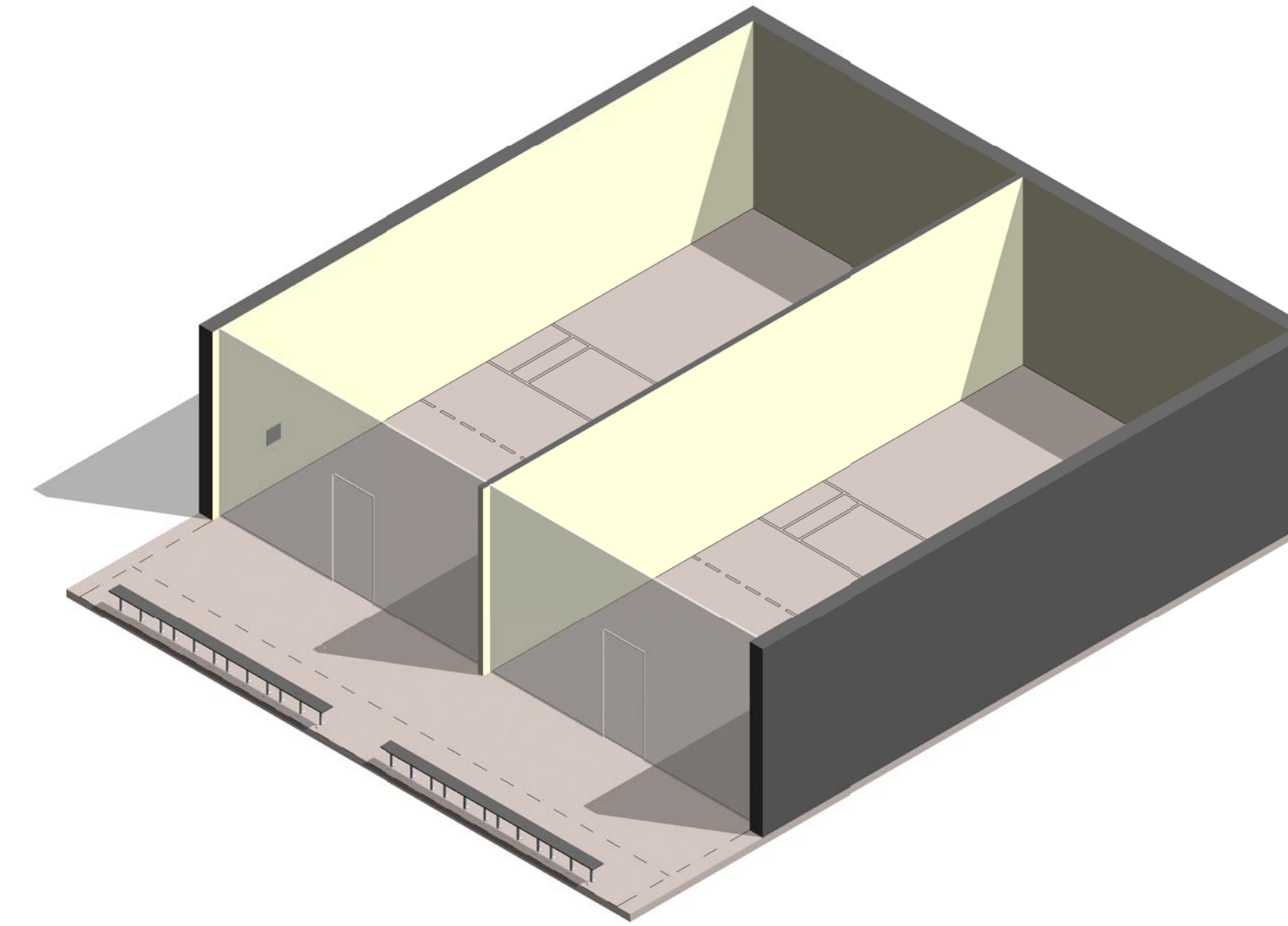
1. DIMENSIONS GIVEN ARE BASED ON REGULATION SIZE RACQUETBALL COURTS AND SHOULD BE MAINTAINED IN FINAL BUILDING DESIGN.



① MODULE 08 - RACQUETBALL - FLOOR PLAN  
1/8" = 1'-0"



② MODULE 08 - RACQUETBALL - RCP  
1/8" = 1'-0"

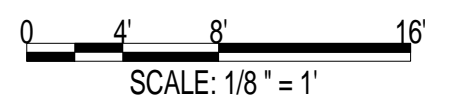


③ MODULE 08 - RACQUETBALL - AXON

AIR FORCE CENTER FOR ENGINEERING AND THE ENVIRONMENT (AFCEE)  
FACILITIES DYNAMIC PROTOTYPES DESIGN FOR:

**FITNESS CENTER: LARGE SIZE**

**100% DESIGN**



Jacobs Project No.: FDWD1323

Drawing Title:

**RACQUETBALL**

Date: 21 NOVEMBER 2011

Designed By: JN/MRB/OF Drawing No.:

Drawn By: JN/MRB/OF

Checked By: JS

**A-104**

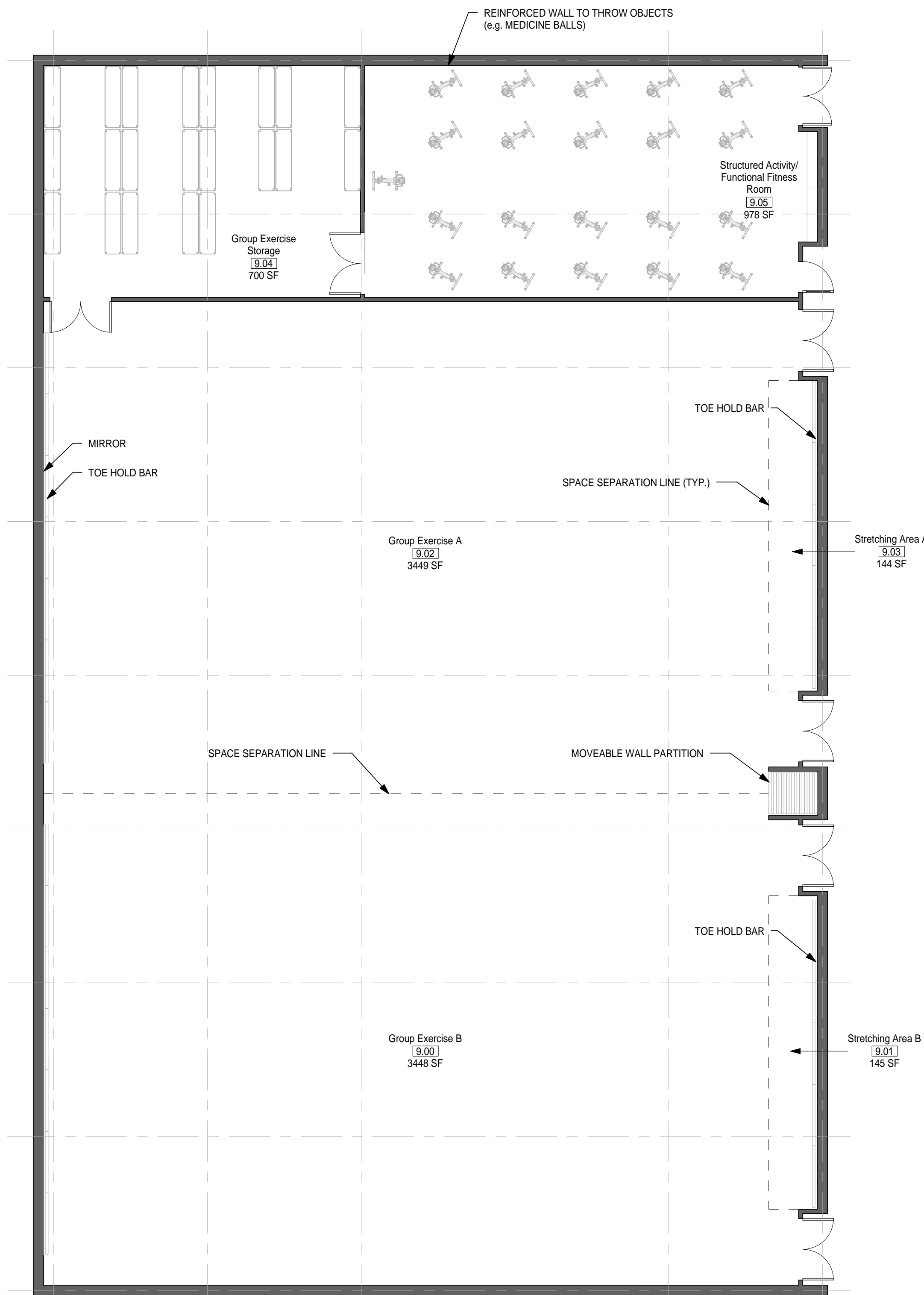
**GROUP EXERCISE NOTES**

1. ASSUME CEILING HEIGHTS WILL VARY BASED ON FINAL DESIGN.

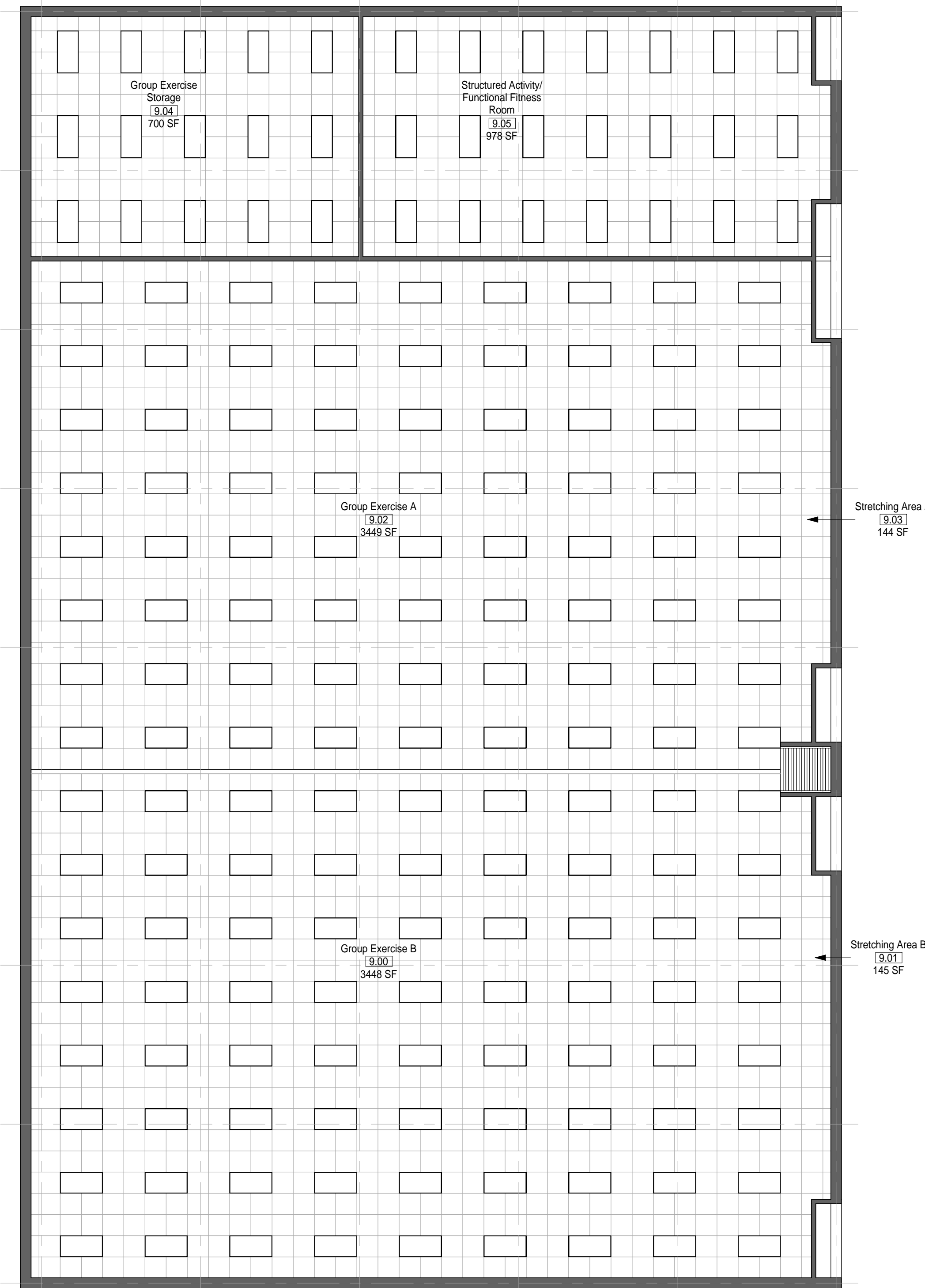
**GENERAL NOTES**

1. EVERY WALL IS GENERIC UNLESS SPECIFICALLY NOTED
2. EVERY WALL IS A PLACE HOLDER
3. AS THE MODULES ARE COMBINED TO CREATE A FACILITY, DISCRETION SHOULD BE USED AS TO WHICH WALLS NEED TO BE MOVED, ADDED OR REMOVED
4. IF NO WALL IS PRESENT, IT IS THE DESIGN INTENT TO LEAVE THAT SPACE OPEN TO ADJACENT SPACES WITHIN THE FACILITY
5. ALL FURNITURE IS A PLACE HOLDER UNLESS SPECIFICALLY NOTED
6. ALL MODULES HAVE BEEN ORGANIZED BASED ON A 15' GRID

D  
C  
B  
A

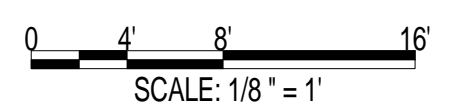


① **MODULE 09 - GROUP EXERCISE - FLOOR PLAN**  
1/8" = 1'-0"



② **MODULE 09 - GROUP EXERCISE - RCP**  
1/8" = 1'-0"

**AIR FORCE CENTER FOR ENGINEERING AND THE ENVIRONMENT (AFCEE) FACILITIES DYNAMIC PROTOTYPES DESIGN FOR: FITNESS CENTER: LARGE SIZE 100% DESIGN**



Jacobs Project No.: FDWD1323

Drawing Title:

**GROUP EXERCISE - FLOOR PLAN & RCP**

Date: 21 NOVEMBER 2011

Designed By: JN/MRB/OF Drawing No.:

Drawn By: JN/MRB/OF

Checked By: JS

**A-105**



1

2

3

4

5

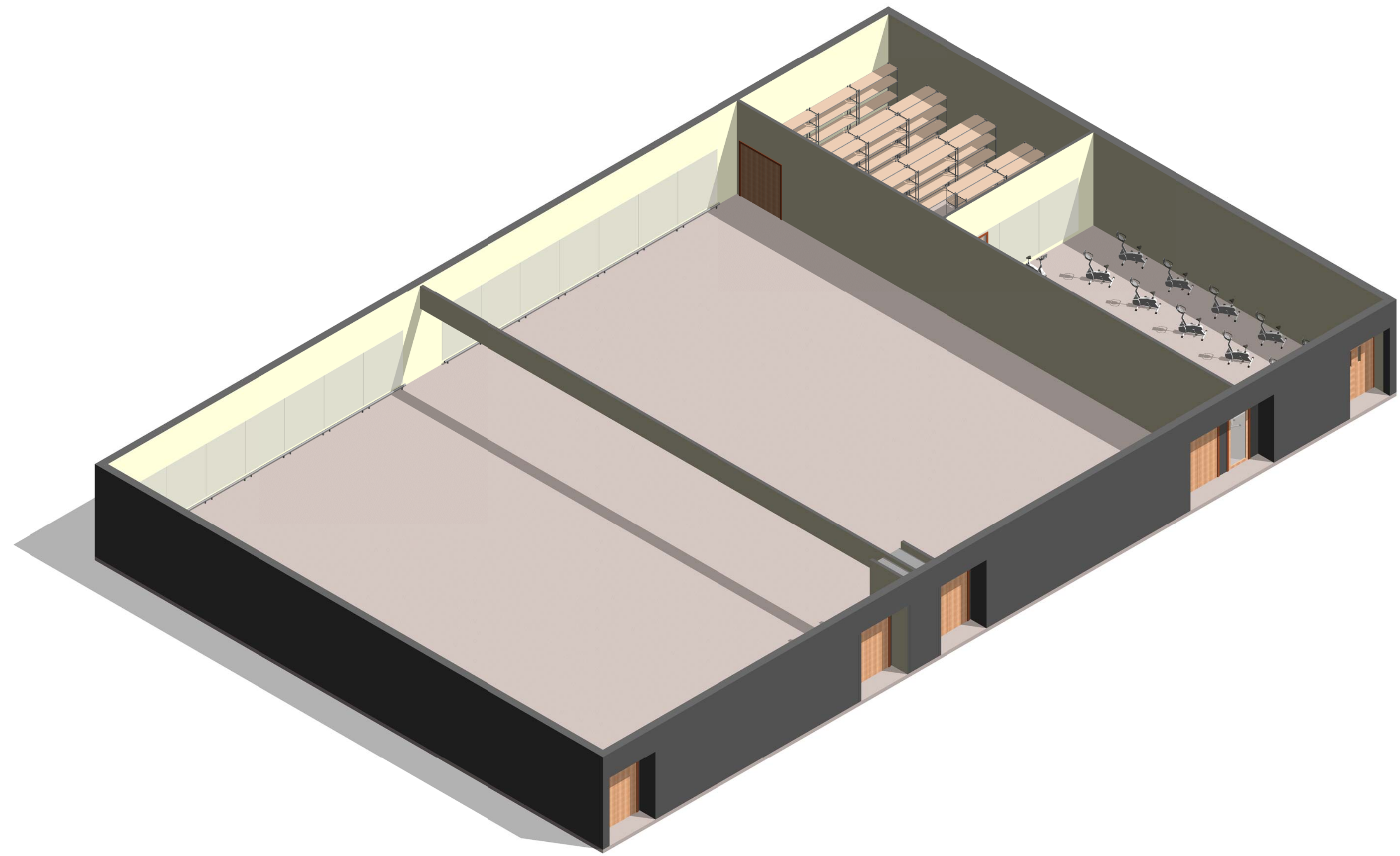
SCALE(S) AS NOTED ON THIS SHEET ARE BASED ON A FULL 22X34 SHEET

**GENERAL NOTES**

- 1. EVERY WALL IS GENERIC UNLESS SPECIFICALLY NOTED
- 2. EVERY WALL IS A PLACE HOLDER
- 3. AS THE MODULES ARE COMBINED TO CREATE A FACILITY, DISCRETION SHOULD BE USED AS TO WHICH WALLS NEED TO BE MOVED, ADDED OR REMOVED
- 4. IF NO WALL IS PRESENT, IT IS THE DESIGN INTENT TO LEAVE THAT SPACE OPEN TO ADJACENT SPACES WITHIN THE FACILITY
- 5. ALL FURNITURE IS A PLACE HOLDER UNLESS SPECIFICALLY NOTED
- 6. ALL MODULES HAVE BEEN ORGANIZED BASED ON A 15' GRID

**GROUP EXERCISE NOTES**

- 1. ASSUME CEILING HEIGHTS WILL VARY BASED ON FINAL DESIGN.



① MODULE 09 - GROUP EXERCISE- AXON

AIR FORCE CENTER FOR ENGINEERING AND  
THE ENVIRONMENT (AFCEE)  
FACILITIES DYNAMIC PROTOTYPES DESIGN FOR:

**FITNESS CENTER: LARGE SIZE**

**100% DESIGN**

Jacobs Project No.: FDWD1323

Drawing Title:

**GROUP EXERCISE -  
AXON.**

Date: 21 NOVEMBER 2011

Designed By: JN/MRB/OF Drawing No.:

Drawn By: JN/MRB/OF

Checked By: JS

**A-106**

D

C

B

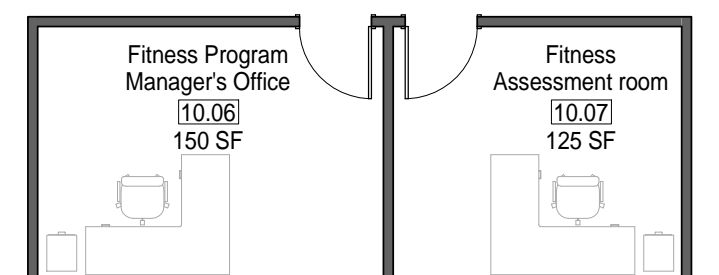

A

D

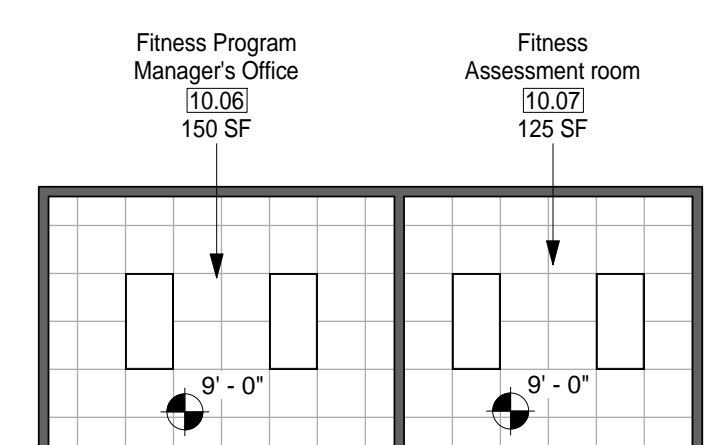

C

B

A



1 MODULE 10 - CARDIO/ WEIGHT ROOM - FLOOR PLAN  
1/8" = 1'-0"



2 MODULE 11 - CARDIO/ WEIGHT ROOM - RCP  
1/8" = 1'-0"

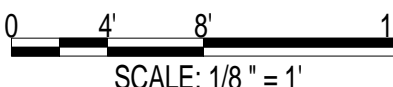
**GENERAL NOTES**

1. EVERY WALL IS GENERIC UNLESS SPECIFICALLY NOTED
2. EVERY WALL IS A PLACE HOLDER
3. AS THE MODULES ARE COMBINED TO CREATE A FACILITY, DISCRETION SHOULD BE USED AS TO WHICH WALLS NEED TO BE MOVED, ADDED OR REMOVED
4. IF NO WALL IS PRESENT, IT IS THE DESIGN INTENT TO LEAVE THAT SPACE OPEN TO ADJACENT SPACES WITHIN THE FACILITY
5. ALL FURNITURE IS A PLACE HOLDER UNLESS SPECIFICALLY NOTED
6. ALL MODULES HAVE BEEN ORGANIZED BASED ON A 15' GRID

**CARDIO/ WEIGHT ROOM NOTES**

1. PROVIDE KICK PLATES ON ALL WALLS IN WEIGHT ROOM.
2. PROVIDE MIRRORS ON WALLS WHERE APPROPRIATE.
3. PROVIDE TELEVISIONS WHERE APPROPRIATE.
4. FITNESS PROGRAM MANAGER'S OFFICE & FITNESS ASSESSMENT ROOM SHALL BE ADJACENT TO THE CARDIO/ WEIGHT ROOM.
5. ASSUME CEILING HEIGHTS WILL VARY BASED ON FINAL DESIGN.

**AIR FORCE CENTER FOR ENGINEERING AND THE ENVIRONMENT (AFCEE) FACILITIES DYNAMIC PROTOTYPES DESIGN FOR: FITNESS CENTER: LARGE SIZE 100% DESIGN**



Jacobs Project No.: FDWD1323

Drawing Title:

**CARDIO/ WEIGHT ROOM - FLOOR PLAN & RCP**

Date: 21 NOVEMBER 2011

Designed By: JN/MRB/OF Drawing No.:

Drawn By: JN/MRB/OF

Checked By: JS

1

2

3

4

5

SCALE(S) AS NOTED ON THIS SHEET ARE BASED ON A FULL 22X34 SHEET

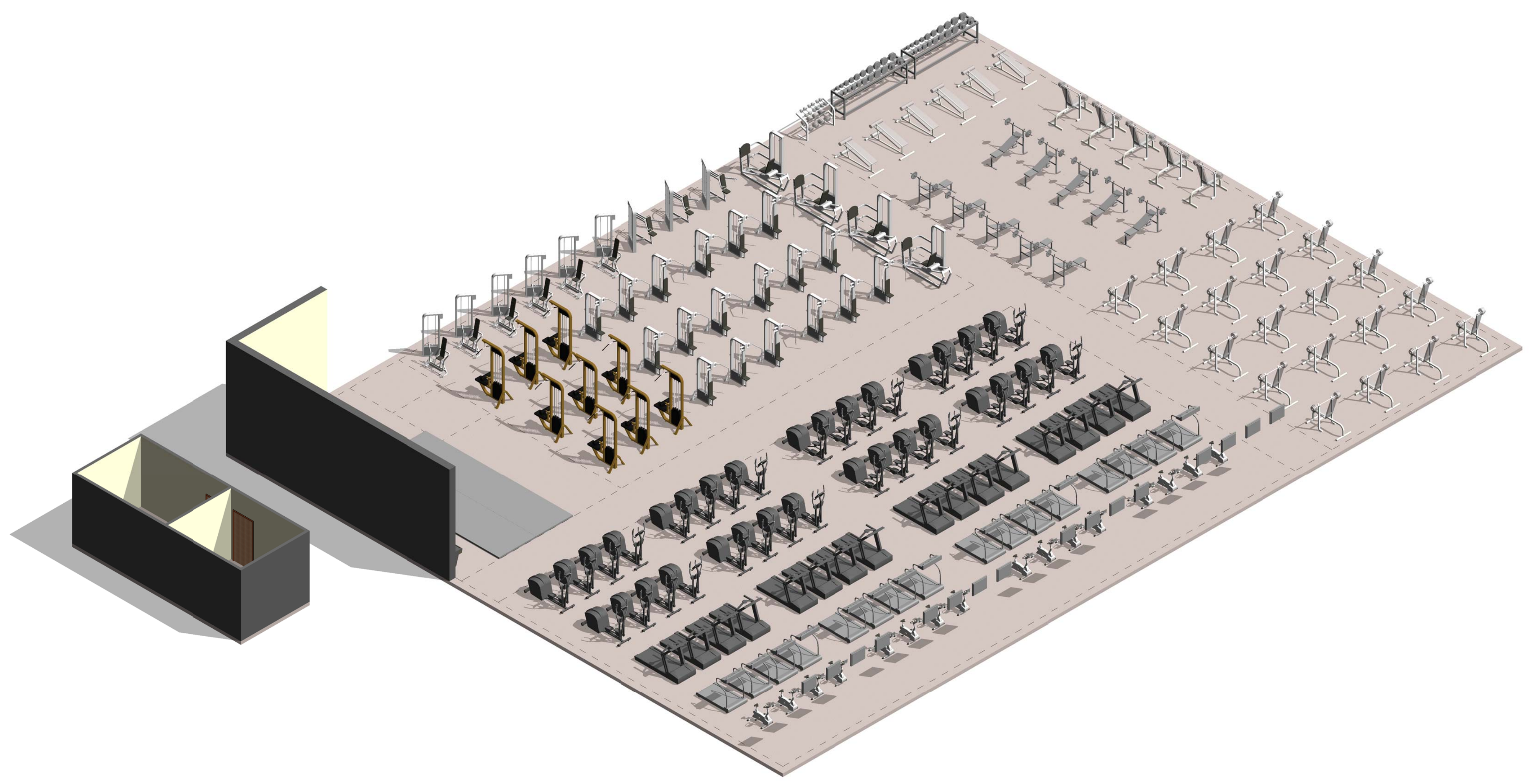
911 Central Parkway N., Suite 425 San Antonio, TX 78323  
501 North Broadway, St. Louis, Missouri 63102-2121

**GENERAL NOTES**

- 1. EVERY WALL IS GENERIC UNLESS SPECIFICALLY NOTED
- 2. EVERY WALL IS A PLACE HOLDER
- 3. AS THE MODULES ARE COMBINED TO CREATE A FACILITY, DISCRETION SHOULD BE USED AS TO WHICH WALLS NEED TO BE MOVED, ADDED OR REMOVED
- 4. IF NO WALL IS PRESENT, IT IS THE DESIGN INTENT TO LEAVE THAT SPACE OPEN TO ADJACENT SPACES WITHIN THE FACILITY
- 5. ALL FURNITURE IS A PLACE HOLDER UNLESS SPECIFICALLY NOTED
- 6. ALL MODULES HAVE BEEN ORGANIZED BASED ON A 15' GRID

**CARDIO/ WEIGHT ROOM NOTES**

- 1. PROVIDE KICK PLATES ON ALL WALLS IN WEIGHT ROOM.
- 2. PROVIDE MIRRORS ON WALLS WHERE APPROPRIATE.
- 3. PROVIDE TELEVISIONS WHERE APPROPRIATE.
- 4. FITNESS PROGRAM MANAGER'S OFFICE & FITNESS ASSESSMENT ROOM SHALL BE ADJACENT TO THE CARDIO/ WEIGHT ROOM.
- 5. ASSUME CEILING HEIGHTS WILL VARY BASED ON FINAL DESIGN.



① MODULE 10- CARDIO/ WEIGHT ROOM- AXON.

AIR FORCE CENTER FOR ENGINEERING AND THE ENVIRONMENT (AFCEE)  
FACILITIES DYNAMIC PROTOTYPES DESIGN FOR:

**FITNESS CENTER: LARGE SIZE**  
**100% DESIGN**

Jacobs Project No.: FDWD1323

Drawing Title:

**CARDIO/ WEIGHT ROOM - AXON.**

Date: 21 NOVEMBER 2011

Designed By: JN/MRB/OF Drawing No.:

Drawn By: JN/MRB/OF

Checked By: JS **A-108**

1

2

3

4

5

SCALE(S) AS NOTED ON THIS SHEET ARE BASED ON A FULL 22X34 SHEET



NOT FOR CONSTRUCTION


911 Central Parkway N., Suite 425 San Antonio, TX 78223  
501 North Broadway, St. Louis, Missouri 63102-2121

### GENERAL NOTES

1. EVERY WALL IS GENERIC UNLESS SPECIFICALLY NOTED
2. EVERY WALL IS A PLACE HOLDER
3. AS THE MODULES ARE COMBINED TO CREATE A FACILITY, DISCRETION SHOULD BE USED AS TO WHICH WALLS NEED TO BE MOVED, ADDED OR REMOVED
4. IF NO WALL IS PRESENT, IT IS THE DESIGN INTENT TO LEAVE THAT SPACE OPEN TO ADJACENT SPACES WITHIN THE FACILITY
5. ALL FURNITURE IS A PLACE HOLDER UNLESS SPECIFICALLY NOTED
6. ALL MODULES HAVE BEEN ORGANIZED BASED ON A 15' GRID

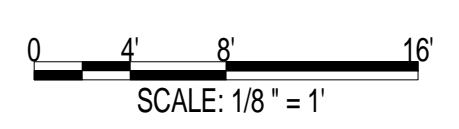
### LOCKER ROOM NOTES

1. ENSURE LIGHT IN SAUNA ROOM IS OUTSIDE OF TOUCHING RANGE OF USER. LIGHT COVER SHALL NOT BE GLASS.



① MODULE 11 - LOCKER ROOM - FLOOR PLAN  
1/8" = 1'-0"

AIR FORCE CENTER FOR ENGINEERING AND  
 THE ENVIRONMENT (AFCEE)  
 FACILITIES DYNAMIC PROTOTYPES DESIGN FOR:  
**FITNESS CENTER: LARGE SIZE**  
**100% DESIGN**



Jacobs Project No.: FDWD1323

Drawing Title:

## LOCKER ROOM - FLOOR PLAN

Date: 21 NOVEMBER 2011

Designed By: JN/MRB/OF Drawing No.:

Drawn By: JN/MRB/OF

Checked By: JS

**A-109**

1

2

3

4

5

SCALE(S) AS NOTED ON THIS SHEET ARE BASED ON A FULL 22X34 SHEET



NOT FOR CONSTRUCTION

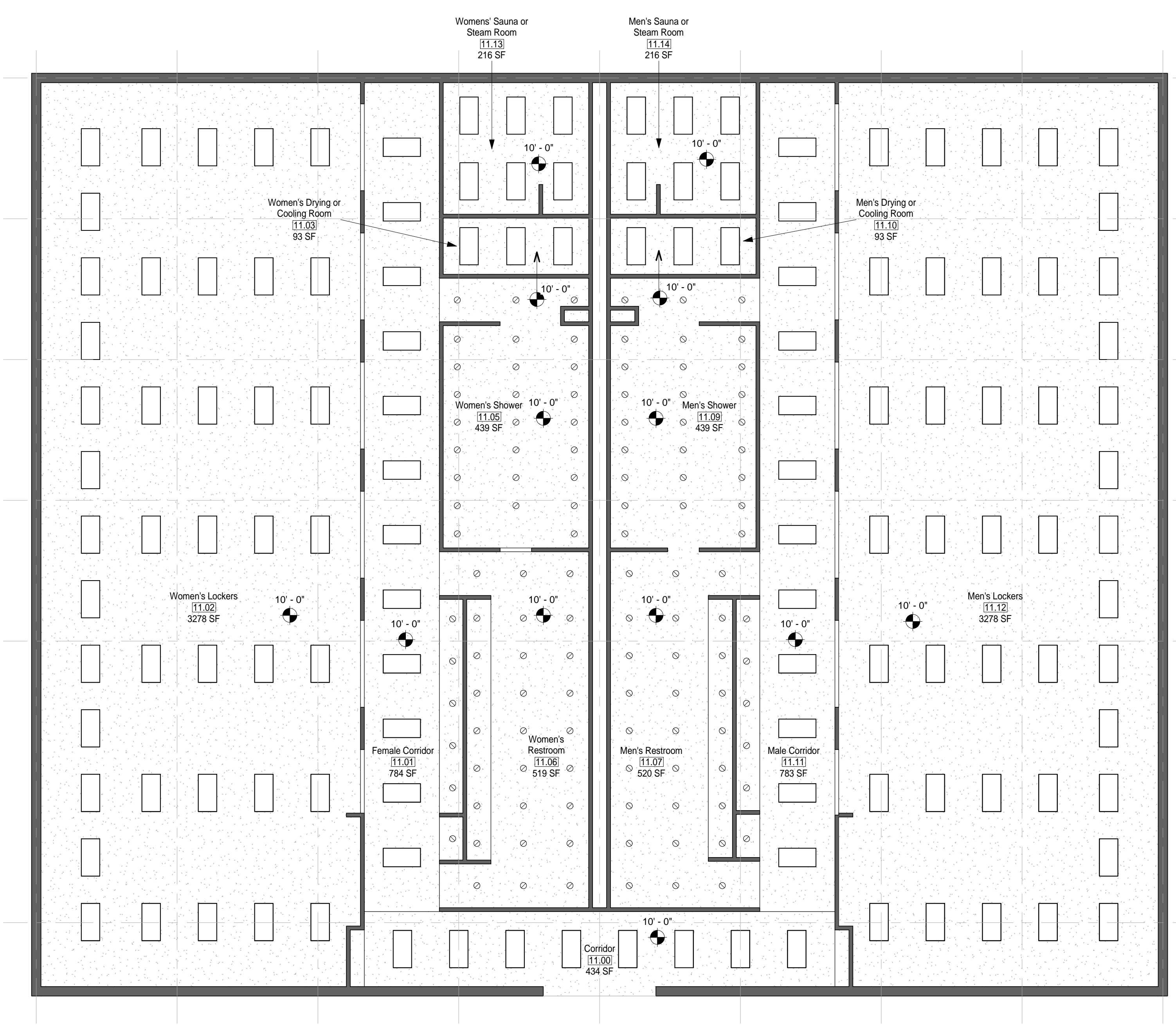
911 Central Parkway N., Suite 425 San Antonio, TX 78223  
501 North Broadway, St. Louis, Missouri 63102-2121

### GENERAL NOTES

1. EVERY WALL IS GENERIC UNLESS SPECIFICALLY NOTED
2. EVERY WALL IS A PLACE HOLDER
3. AS THE MODULES ARE COMBINED TO CREATE A FACILITY, DISCRETION SHOULD BE USED AS TO WHICH WALLS NEED TO BE MOVED, ADDED OR REMOVED
4. IF NO WALL IS PRESENT, IT IS THE DESIGN INTENT TO LEAVE THAT SPACE OPEN TO ADJACENT SPACES WITHIN THE FACILITY
5. ALL FURNITURE IS A PLACE HOLDER UNLESS SPECIFICALLY NOTED
6. ALL MODULES HAVE BEEN ORGANIZED BASED ON A 15' GRID

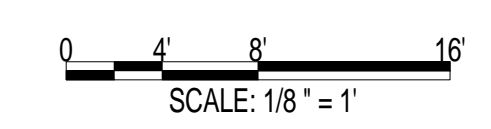
### LOCKER ROOM NOTES

1. ENSURE LIGHT IN SAUNA ROOM IS OUTSIDE OF TOUCHING RANGE OF USER. LIGHT COVER SHALL NOT BE GLASS.



① MODULE 11 - LOCKER ROOM - RCP  
1/8" = 1'-0"

AIR FORCE CENTER FOR ENGINEERING AND  
 THE ENVIRONMENT (AFCEE)  
 FACILITIES DYNAMIC PROTOTYPES DESIGN FOR:  
**FITNESS CENTER: LARGE SIZE**  
 100% DESIGN



Jacobs Project No.: FDWD1323

Drawing Title:

## LOCKER ROOM - RCP

Date: 21 NOVEMBER 2011

Designed By: JN/MRB/OF Drawing No.:

Drawn By: JN/MRB/OF

Checked By: JS

# A-110

1

2

3

4

5

SCALE(S) AS NOTED ON THIS SHEET ARE BASED ON A FULL 22X34 SHEET



NOT FOR CONSTRUCTION

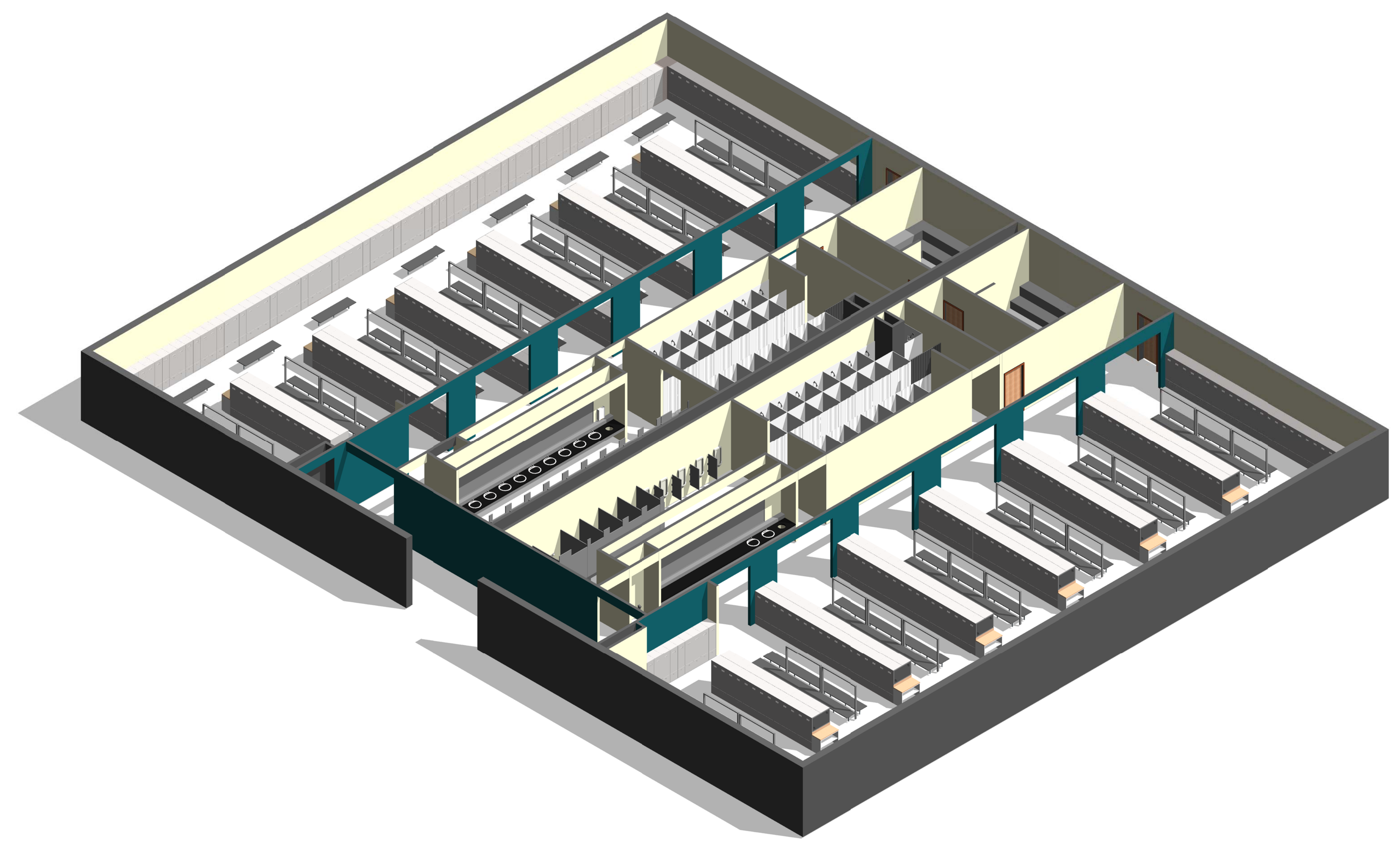
911 Central Parkway N., Suite 425 San Antonio, TX 78323  
501 North Broadway, St. Louis, Missouri 63102-2121

### GENERAL NOTES

1. EVERY WALL IS GENERIC UNLESS SPECIFICALLY NOTED
2. EVERY WALL IS A PLACE HOLDER
3. AS THE MODULES ARE COMBINED TO CREATE A FACILITY, DISCRETION SHOULD BE USED AS TO WHICH WALLS NEED TO BE MOVED, ADDED OR REMOVED
4. IF NO WALL IS PRESENT, IT IS THE DESIGN INTENT TO LEAVE THAT SPACE OPEN TO ADJACENT SPACES WITHIN THE FACILITY
5. ALL FURNITURE IS A PLACE HOLDER UNLESS SPECIFICALLY NOTED
6. ALL MODULES HAVE BEEN ORGANIZED BASED ON A 15' GRID

### LOCKER ROOM NOTES

1. ENSURE LIGHT IN SAUNA ROOM IS OUTSIDE OF TOUCHING RANGE OF USER. LIGHT COVER SHALL NOT BE GLASS.



① MODULE 11- LOCKER ROOM - AXON.

AIR FORCE CENTER FOR ENGINEERING AND  
THE ENVIRONMENT (AFCEE)  
FACILITIES DYNAMIC PROTOTYPES DESIGN FOR:  
**FITNESS CENTER: LARGE SIZE**  
100% DESIGN

Jacobs Project No.: FDWD1323

Drawing Title:

**LOCKER ROOM - AXON.**

Date: 21 NOVEMBER 2011

Designed By: JN/MRB/OF Drawing No.:

Drawn By: JN/MRB/OF



Checked By: JS **A-111**

GENERAL NOTES

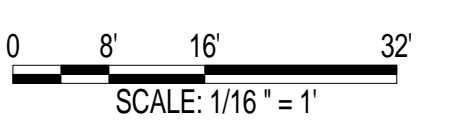
- 1. EVERY WALL IS GENERIC UNLESS SPECIFICALLY NOTED
- 2. EVERY WALL IS A PLACE HOLDER
- 3. AS THE MODULES ARE COMBINED TO CREATE A FACILITY, DISCRETION SHOULD BE USED AS TO WHICH WALLS NEED TO BE MOVED, ADDED OR REMOVED
- 4. IF NO WALL IS PRESENT, IT IS THE DESIGN INTENT TO LEAVE THAT SPACE OPEN TO ADJACENT SPACES WITHIN THE FACILITY
- 5. ALL FURNITURE IS A PLACE HOLDER UNLESS SPECIFICALLY NOTED
- 6. ALL MODULES HAVE BEEN ORGANIZED BASED ON A 15' GRID

TRACK NOTES

- 1. TRACK TO BE COUNTED AS HALF SCOPE IN THE TOTAL BUILDING SQUARE FOOTAGE.



AIR FORCE CENTER FOR ENGINEERING AND THE ENVIRONMENT (AFCEE)  
FACILITIES DYNAMIC PROTOTYPES DESIGN FOR:  
**FITNESS CENTER: LARGE SIZE**  
**100% DESIGN**



Jacobs Project No.: FDWD1323

Drawing Title:

TRACK A

Date: 21 NOVEMBER 2011

Designed By: JN/MRB/OF Drawing No.:

Drawn By: JN/MRB/OF

Checked By: JS

A-112

1 MODULE 12 - TRACK A - FLOOR PLAN  
1/16" = 1'-0"

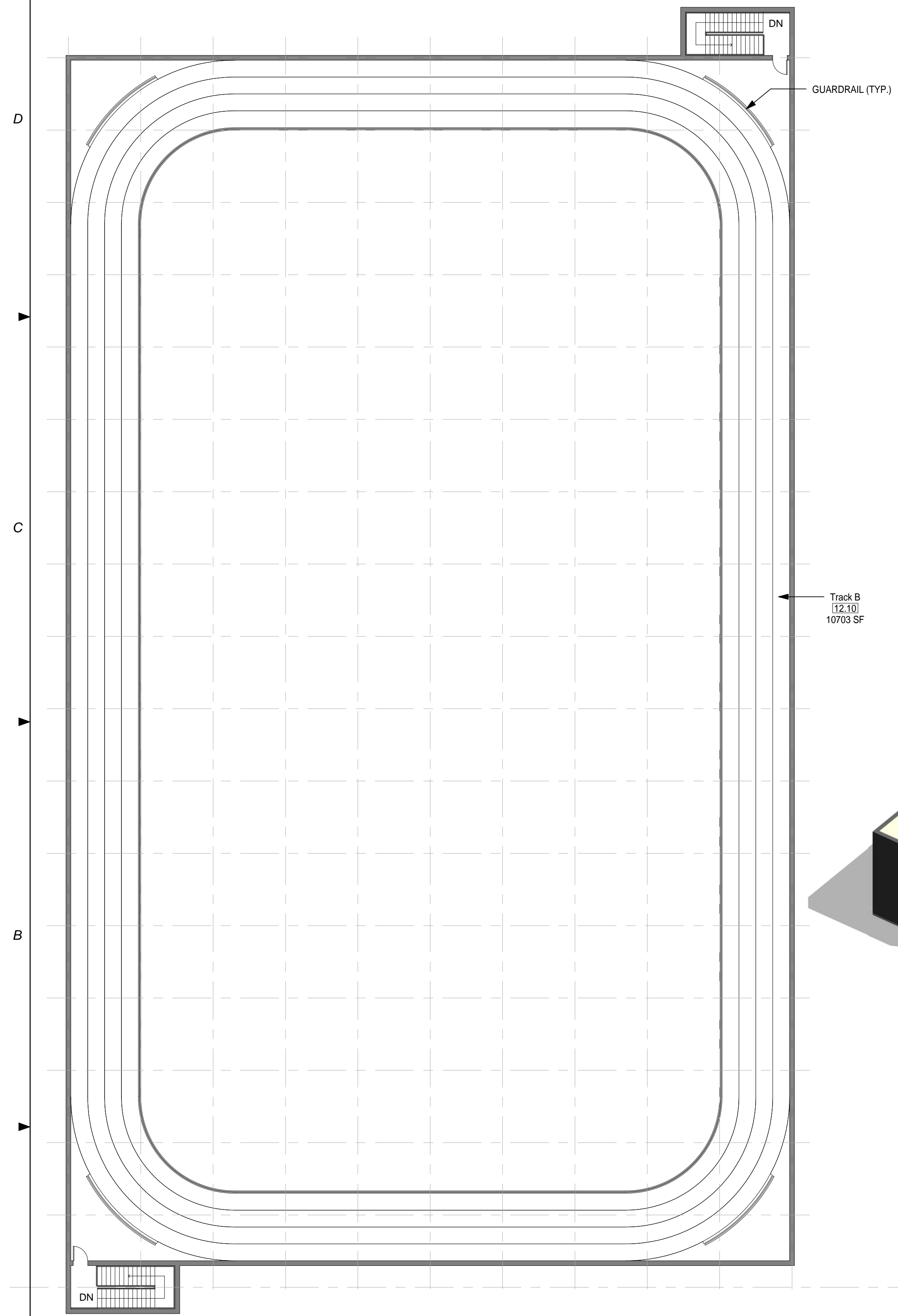
2 MODULE 12 - TRACK A- AXON.

GENERAL NOTES

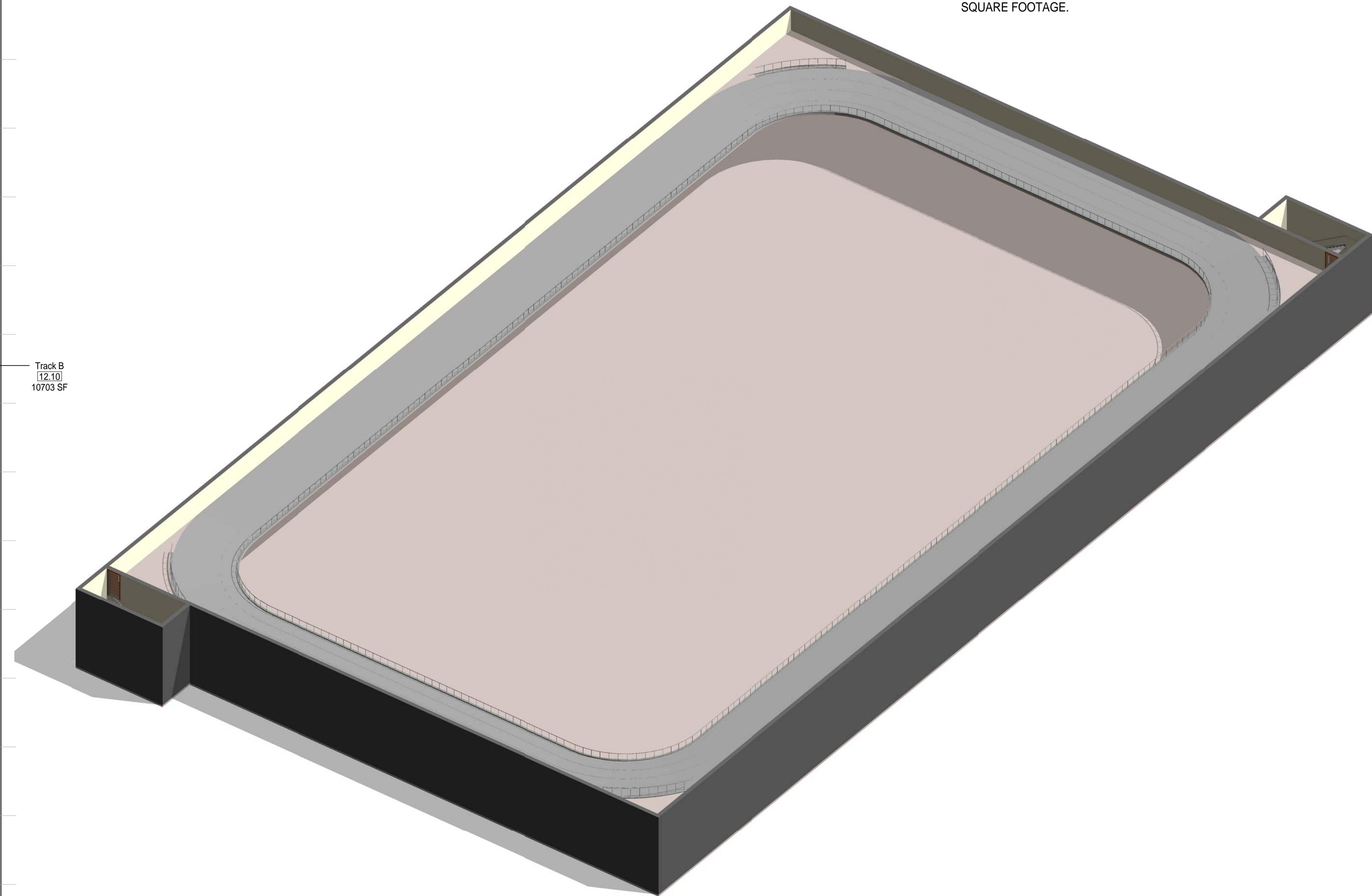
- 1. EVERY WALL IS GENERIC UNLESS SPECIFICALLY NOTED
- 2. EVERY WALL IS A PLACE HOLDER
- 3. AS THE MODULES ARE COMBINED TO CREATE A FACILITY, DISCRETION SHOULD BE USED AS TO WHICH WALLS NEED TO BE MOVED, ADDED OR REMOVED
- 4. IF NO WALL IS PRESENT, IT IS THE DESIGN INTENT TO LEAVE THAT SPACE OPEN TO ADJACENT SPACES WITHIN THE FACILITY
- 5. ALL FURNITURE IS A PLACE HOLDER UNLESS SPECIFICALLY NOTED
- 6. ALL MODULES HAVE BEEN ORGANIZED BASED ON A 15' GRID

TRACK NOTES

- 1. TRACK TO BE COUNTED AS HALF SCOPE IN THE TOTAL BUILDING SQUARE FOOTAGE.



② MODULE 12 - TRACK B - FLOOR PLAN  
1/16" = 1'-0"

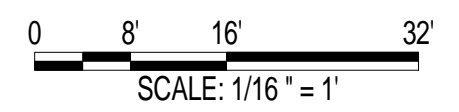


① MODULE 12 - TRACK B - AXON.

AIR FORCE CENTER FOR ENGINEERING AND THE ENVIRONMENT (AFCEE)  
FACILITIES DYNAMIC PROTOTYPES DESIGN FOR:

**FITNESS CENTER: LARGE SIZE**

**100% DESIGN**



Jacobs Project No.: FDWD1323

Drawing Title:

**TRACK B**

Date: 21 NOVEMBER 2011

Designed By: JN/MRB/OF Drawing No.:

Drawn By: JN/MRB/OF

Checked By: JS

**A-113**

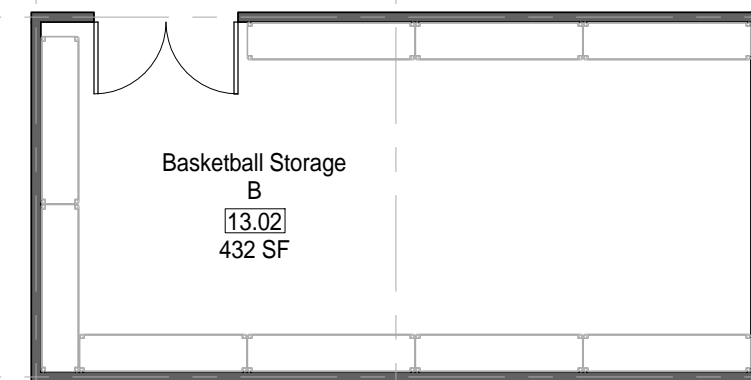
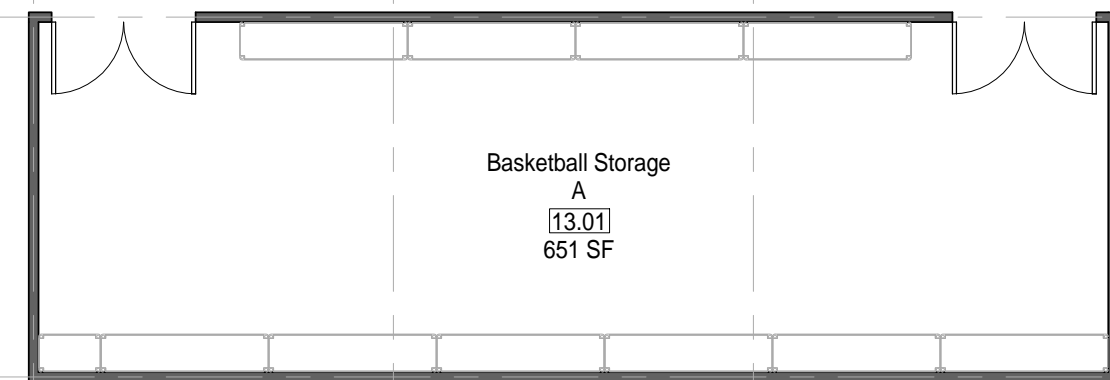
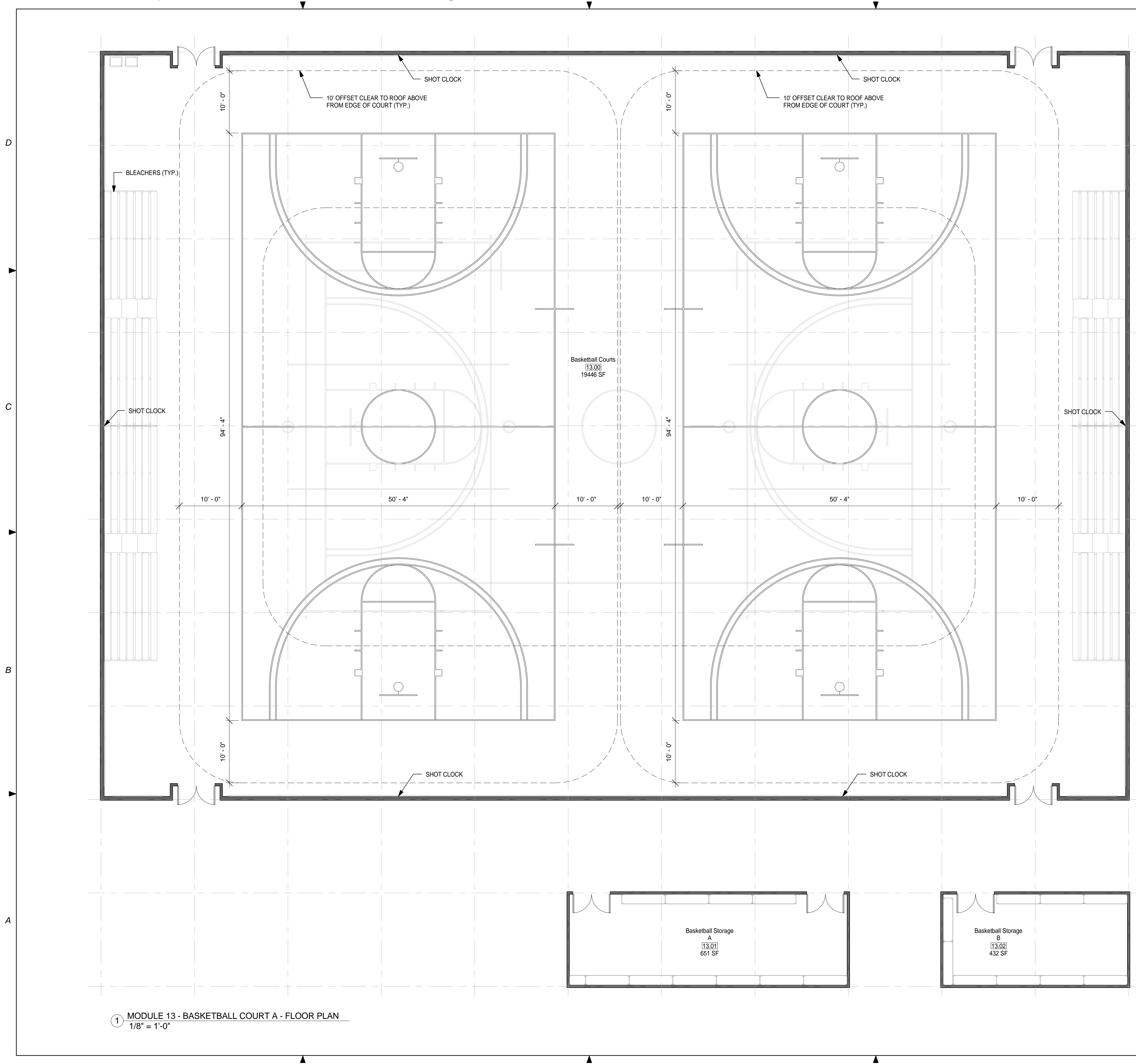


**GENERAL NOTES**

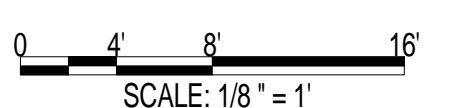
1. EVERY WALL IS GENERIC UNLESS SPECIFICALLY NOTED
2. EVERY WALL IS A PLACE HOLDER
3. AS THE MODULES ARE COMBINED TO CREATE A FACILITY, DISCRETION SHOULD BE USED AS TO WHICH WALLS NEED TO BE MOVED, ADDED OR REMOVED
4. IF NO WALL IS PRESENT, IT IS THE DESIGN INTENT TO LEAVE THAT SPACE OPEN TO ADJACENT SPACES WITHIN THE FACILITY
5. ALL FURNITURE IS A PLACE HOLDER UNLESS SPECIFICALLY NOTED
6. ALL MODULES HAVE BEEN ORGANIZED BASED ON A 15' GRID

**BASKETBALL COURT NOTES**

1. DIMENSIONS GIVEN ARE BASED ON REGULATION SIZE BASKETBALL COURTS AND SHOULD BE MAINTAINED IN FINAL BUILDING DESIGN.
2. PROVIDE A PA SYSTEM FOR GAME ANNOUNCEMENTS.
3. PROVIDE SHOT CLOCKS WHERE NEEDED
4. BASKETBALL COURT A WILL FIT INSIDE TRACK A & TRACK B. BASKETBALL COURT B WILL FIT INSIDE TRACK B.



**AIR FORCE CENTER FOR ENGINEERING AND THE ENVIRONMENT (AFCEE) FACILITIES DYNAMIC PROTOTYPES DESIGN FOR: FITNESS CENTER: LARGE SIZE 100% DESIGN**



Jacobs Project No.: FDWD1323

Drawing Title:

**BASKETBALL COURT A - FLOOR PLAN**

Date: 21 NOVEMBER 2011

Designed By: JN/MRB/OF Drawing No.:

Drawn By: JN/MRB/OF

Checked By: JS

**A-114**

① MODULE 13 - BASKETBALL COURT A - FLOOR PLAN  
1/8" = 1'-0"

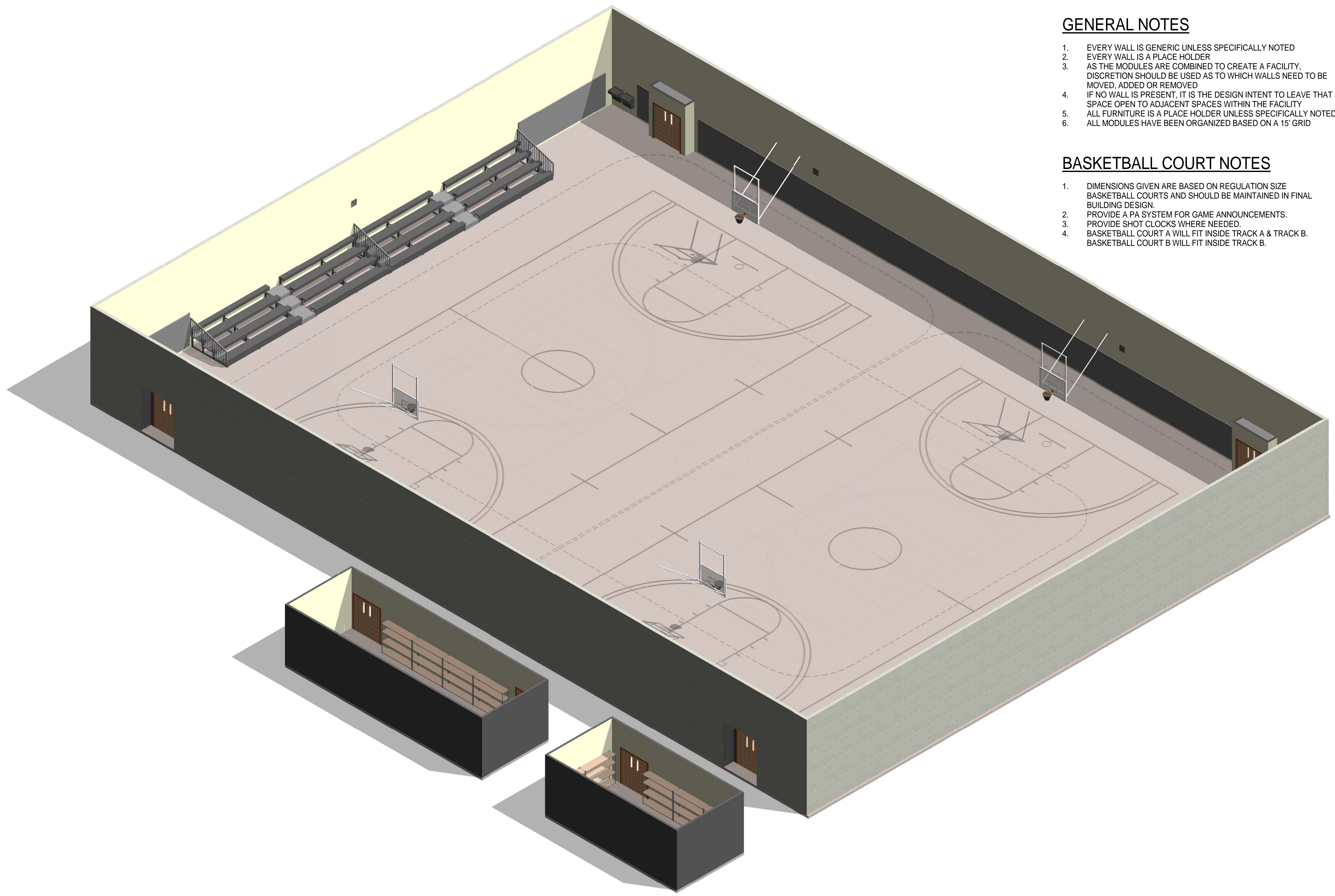
**GENERAL NOTES**

- 1. EVERY WALL IS GENERIC UNLESS SPECIFICALLY NOTED
- 2. EVERY WALL IS A PLACE HOLDER
- 3. AS THE MODULES ARE COMBINED TO CREATE A FACILITY, DISCRETION SHOULD BE USED AS TO WHICH WALLS NEED TO BE MOVED, ADDED OR REMOVED
- 4. IF NO WALL IS PRESENT, IT IS THE DESIGN INTENT TO LEAVE THAT SPACE OPEN TO ADJACENT SPACES WITHIN THE FACILITY
- 5. ALL FURNITURE IS A PLACE HOLDER UNLESS SPECIFICALLY NOTED
- 6. ALL MODULES HAVE BEEN ORGANIZED BASED ON A 15' GRID

**BASKETBALL COURT NOTES**

- 1. DIMENSIONS GIVEN ARE BASED ON REGULATION SIZE BASKETBALL COURTS AND SHOULD BE MAINTAINED IN FINAL BUILDING DESIGN.
- 2. PROVIDE A PA SYSTEM FOR GAME ANNOUNCEMENTS.
- 3. PROVIDE SHOT CLOCKS WHERE NEEDED.
- 4. BASKETBALL COURT A WILL FIT INSIDE TRACK A & TRACK B. BASKETBALL COURT B WILL FIT INSIDE TRACK B.

D  
C  
B  
A



① MODULE 13 - BASKETBALL COURT A- AXON.

**AIR FORCE CENTER FOR ENGINEERING AND  
THE ENVIRONMENT (AFCEE)  
FACILITIES DYNAMIC PROTOTYPES DESIGN FOR:  
FITNESS CENTER: LARGE SIZE  
100% DESIGN**

Jacobs Project No.: FDWD1323

Drawing Title:

**BASKETBALL COURT A - AXON.**

Date: 21 NOVEMBER 2011

Designed By: JN/MRB/OF Drawing No.:

Drawn By: JN/MRB/OF

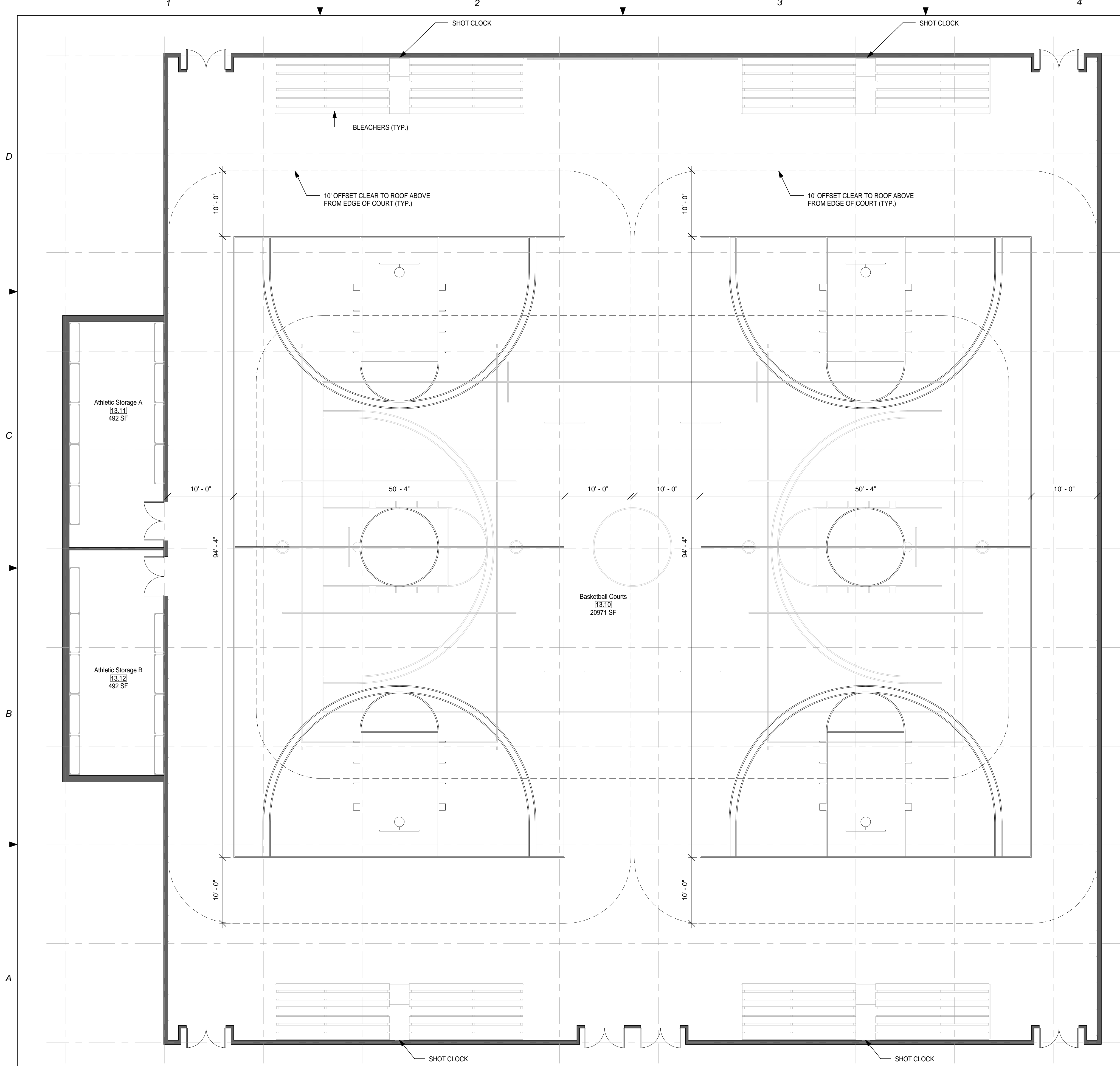
Checked By: JS **A-115**

**GENERAL NOTES**

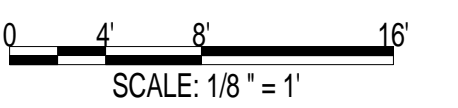
1. EVERY WALL IS GENERIC UNLESS SPECIFICALLY NOTED
2. EVERY WALL IS A PLACE HOLDER
3. AS THE MODULES ARE COMBINED TO CREATE A FACILITY, DISCRETION SHOULD BE USED AS TO WHICH WALLS NEED TO BE MOVED, ADDED OR REMOVED
4. IF NO WALL IS PRESENT, IT IS THE DESIGN INTENT TO LEAVE THAT SPACE OPEN TO ADJACENT SPACES WITHIN THE FACILITY
5. ALL FURNITURE IS A PLACE HOLDER UNLESS SPECIFICALLY NOTED
6. ALL MODULES HAVE BEEN ORGANIZED BASED ON A 15' GRID

**BASKETBALL COURT NOTES**

1. DIMENSIONS GIVEN ARE BASED ON REGULATION SIZE BASKETBALL COURTS AND SHOULD BE MAINTAINED IN FINAL BUILDING DESIGN.
2. PROVIDE A PA SYSTEM FOR GAME ANNOUNCEMENTS.
3. PROVIDE SHOT CLOCKS WHERE NEEDED.
4. BASKETBALL COURT A WILL FIT INSIDE TRACK A & TRACK B. BASKETBALL COURT B WILL FIT INSIDE TRACK B.



**AIR FORCE CENTER FOR ENGINEERING AND THE ENVIRONMENT (AFCEE) FACILITIES DYNAMIC PROTOTYPES DESIGN FOR: FITNESS CENTER: LARGE SIZE 100% DESIGN**



Jacobs Project No.: FDWD1323

Drawing Title:

**BASKETBALL COURT B - FLOOR PLAN**

Date: 21 NOVEMBER 2011

Designed By: JN/MRB/OF Drawing No.:

Drawn By: JN/MRB/OF

Checked By: JS

**A-116**

① MODULE 13 - BASKETBALL COURT B - FLOOR PLAN  
1/8" = 1'-0"

1

2

3

4

5

SCALE(S) AS NOTED ON THIS SHEET ARE BASED ON A FULL 22X34 SHEET

911 Central Parkway N., Suite 425 San Antonio, TX 78223  
501 North Broadway, St. Louis, Missouri 63102-2121

**GENERAL NOTES**

- 1. EVERY WALL IS GENERIC UNLESS SPECIFICALLY NOTED
- 2. EVERY WALL IS A PLACE HOLDER
- 3. AS THE MODULES ARE COMBINED TO CREATE A FACILITY, DISCRETION SHOULD BE USED AS TO WHICH WALLS NEED TO BE MOVED, ADDED OR REMOVED
- 4. IF NO WALL IS PRESENT, IT IS THE DESIGN INTENT TO LEAVE THAT SPACE OPEN TO ADJACENT SPACES WITHIN THE FACILITY
- 5. ALL FURNITURE IS A PLACE HOLDER UNLESS SPECIFICALLY NOTED
- 6. ALL MODULES HAVE BEEN ORGANIZED BASED ON A 15' GRID

**BASKETBALL COURT NOTES**

- 1. DIMENSIONS GIVEN ARE BASED ON REGULATION SIZE BASKETBALL COURTS AND SHOULD BE MAINTAINED IN FINAL BUILDING DESIGN.
- 2. PROVIDE A PA SYSTEM FOR GAME ANNOUNCEMENTS.
- 3. PROVIDE SHOT CLOCKS WHERE NEEDED.
- 4. BASKETBALL COURT A WILL FIT INSIDE TRACK A & TRACK B. BASKETBALL COURT B WILL FIT INSIDE TRACK B.



D

C

B

A

AIR FORCE CENTER FOR ENGINEERING AND  
THE ENVIRONMENT (AFCEE)  
FACILITIES DYNAMIC PROTOTYPES DESIGN FOR:

**FITNESS CENTER: LARGE SIZE**

**100% DESIGN**

① MODULE 13 - BASKETBALL COURT B- AXON.

Jacobs Project No.: FDWD1323

Drawing Title:

**BASKETBALL  
COURT B - AXON.**

Date: 21 NOVEMBER 2011

Designed By: JN/MRB/OF Drawing No.:

Drawn By: JN/MRB/OF

Checked By: JS

**A-117**

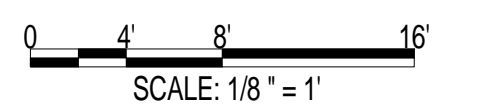
**GENERAL NOTES**

1. EVERY WALL IS GENERIC UNLESS SPECIFICALLY NOTED
2. EVERY WALL IS A PLACE HOLDER
3. AS THE MODULES ARE COMBINED TO CREATE A FACILITY, DISCRETION SHOULD BE USED AS TO WHICH WALLS NEED TO BE MOVED, ADDED OR REMOVED
4. IF NO WALL IS PRESENT, IT IS THE DESIGN INTENT TO LEAVE THAT SPACE OPEN TO ADJACENT SPACES WITHIN THE FACILITY
5. ALL FURNITURE IS A PLACE HOLDER UNLESS SPECIFICALLY NOTED
6. ALL MODULES HAVE BEEN ORGANIZED BASED ON A 15' GRID

**MESSAGE ROOM NOTES**

1. ENSURE A HIGH STC RATING IN THE MESSAGE ROOM.

**AIR FORCE CENTER FOR ENGINEERING AND THE ENVIRONMENT (AFCEE) FACILITIES DYNAMIC PROTOTYPES DESIGN FOR:**  
**FITNESS CENTER: LARGE SIZE**  
**100% DESIGN**



Jacobs Project No.: FDWD1323

Drawing Title:

JUICE BAR, EXPANDED RETAIL, PARENT/CHILD AREA, MESSAGE ROOM, & ADDITIONAL STRETCHING AREA

Date: 21 NOVEMBER 2011

Designed By: JN/MRB/OF Drawing No.:

Drawn By: JN/MRB/OF

Checked By: JS

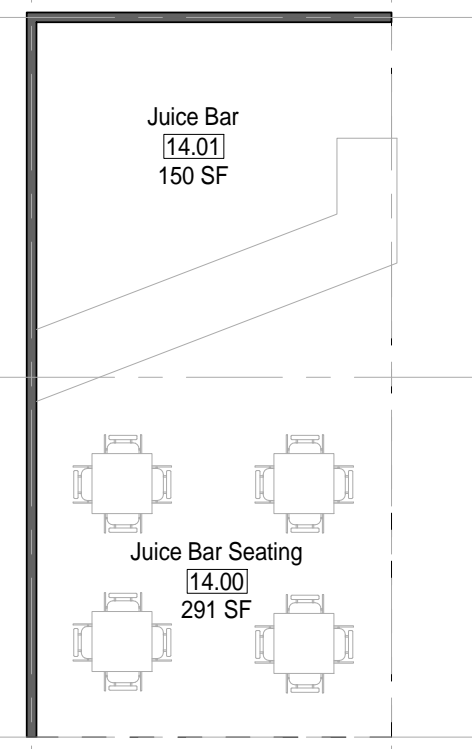
**A-201**

D

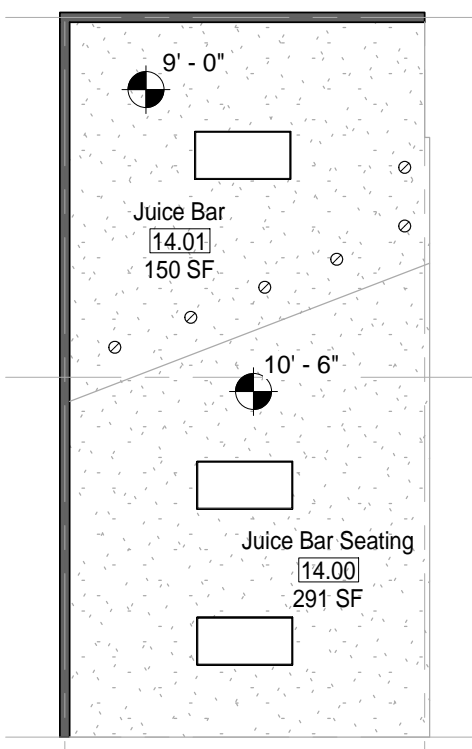
C

B

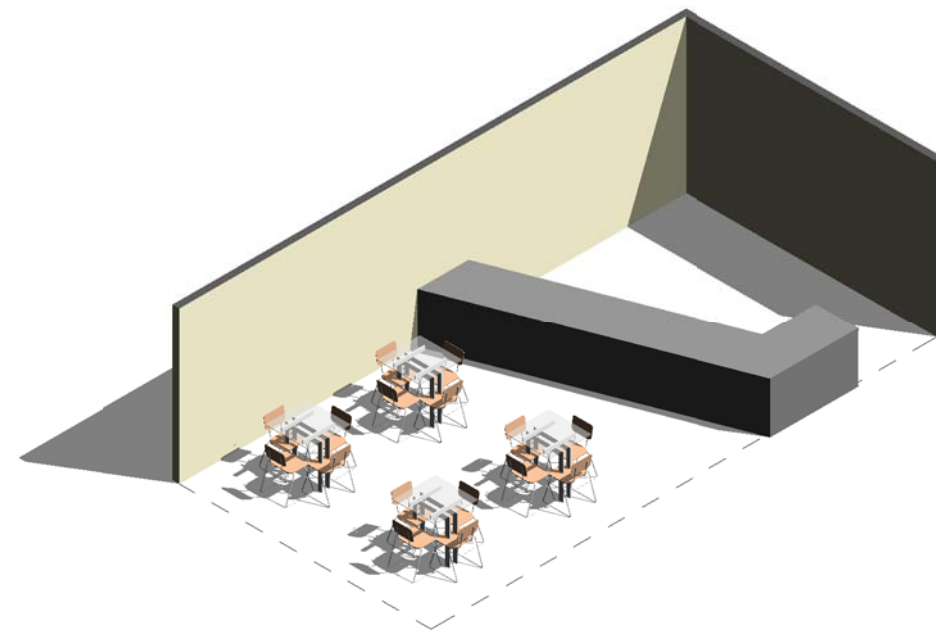
A



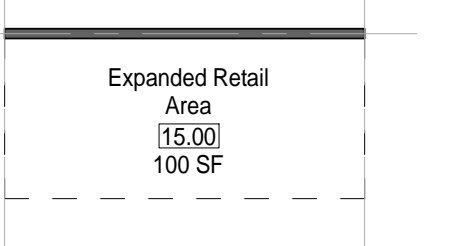
1. MODULE 14 - JUICE BAR - FLOOR PLAN  
1/8" = 1'-0"



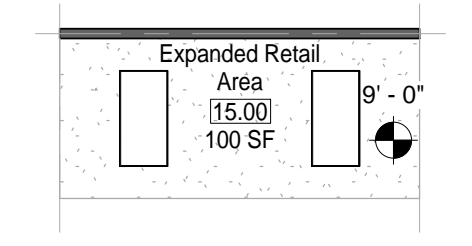
2. MODULE 14 - JUICE BAR - RCP  
1/8" = 1'-0"



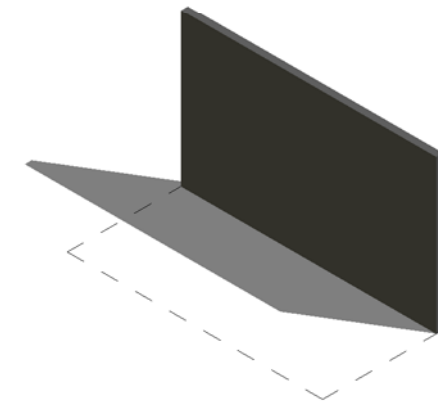
3. MODULE 14 - JUICE BAR - AXON.



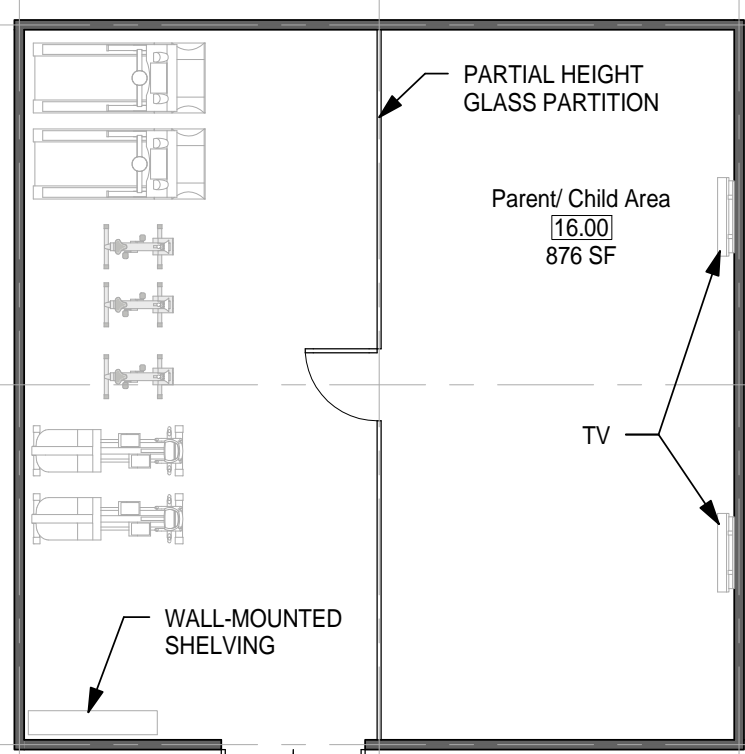
4. MODULE 15 - EXPANDED RETAIL - FLOOR PLAN  
1/8" = 1'-0"



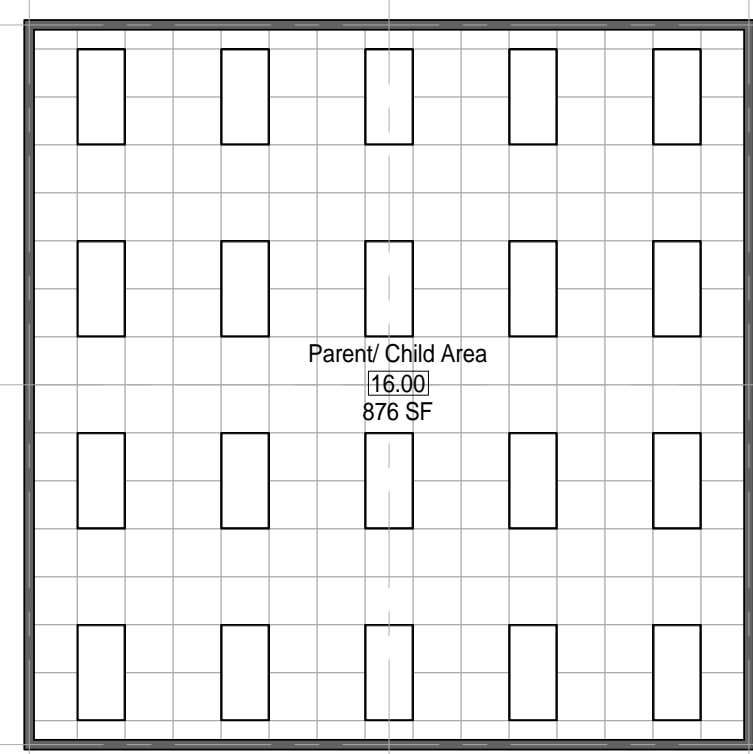
5. MODULE 15 - EXPANDED RETAIL - RCP  
1/8" = 1'-0"



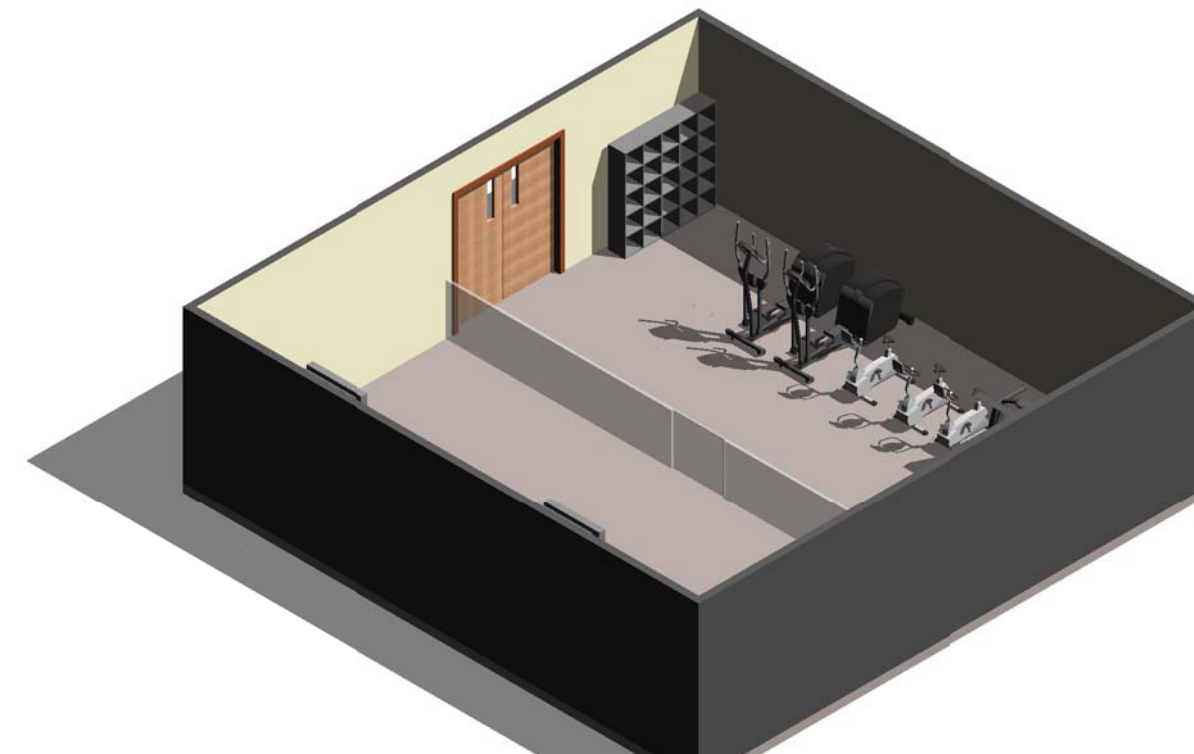
6. MODULE 15 - EXPANDED RETAIL - AXON.



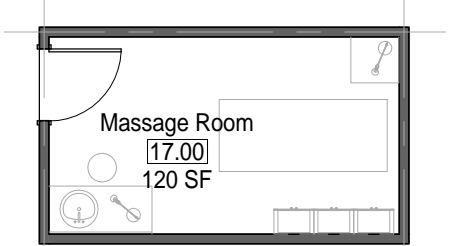
7. MODULE 16 - PARENT/CHILD AREA - FLOOR PLAN  
1/8" = 1'-0"



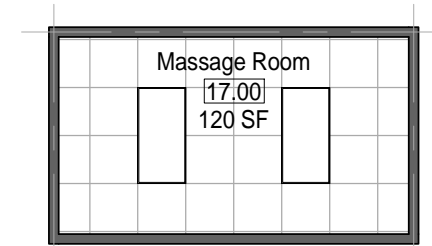
8. MODULE 16 - PARENT/CHILD AREA - RCP  
1/8" = 1'-0"



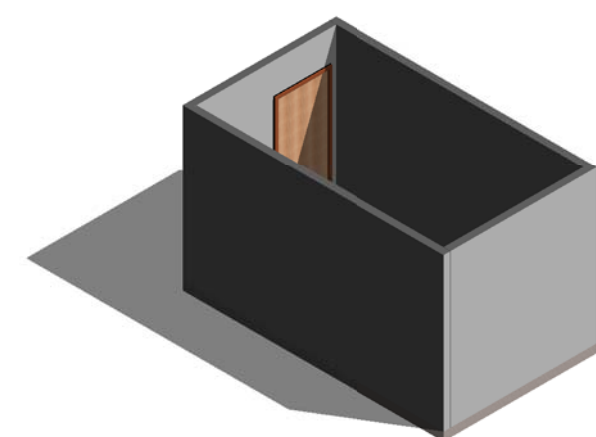
9. MODULE 16 - PARENT/CHILD AREA - AXON.



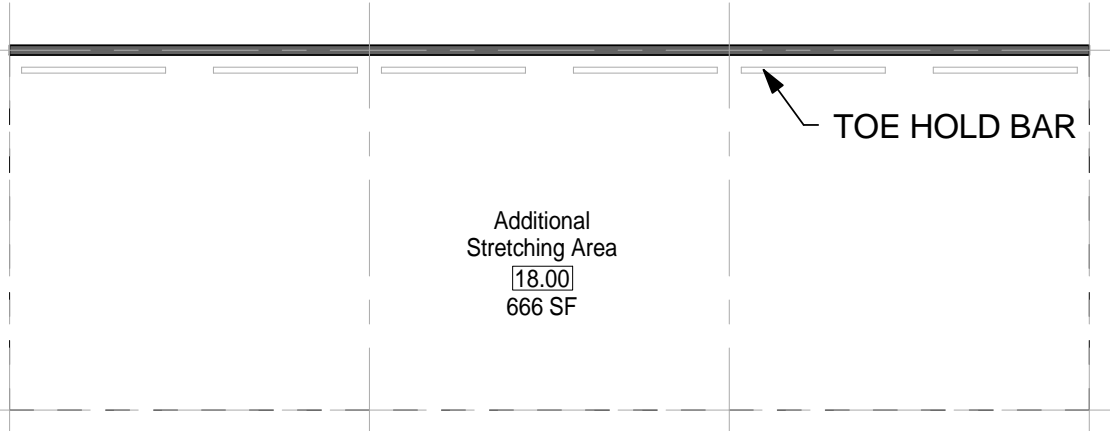
10. MODULE 17 - MESSAGE ROOM - FLOOR PLAN  
1/8" = 1'-0"



11. MODULE 17 - MESSAGE ROOM - RCP  
1/8" = 1'-0"



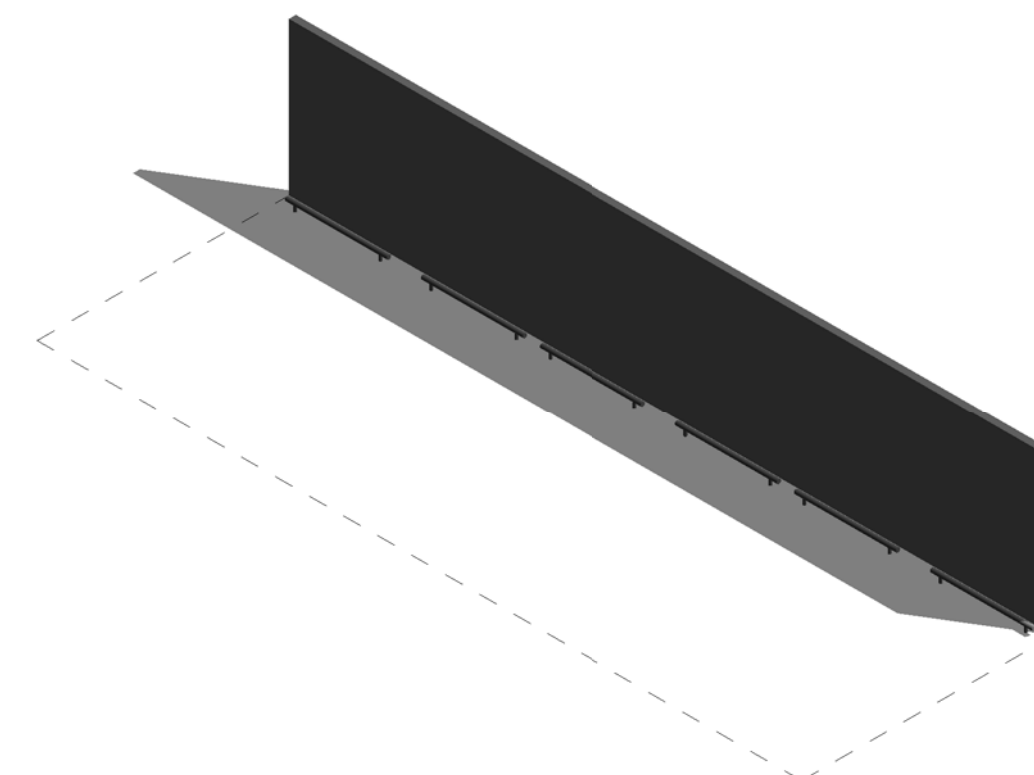
12. MODULE 17 - MESSAGE ROOM - AXON.



13. MODULE 18 - ADDITIONAL STRETCHING AREA - FLOOR PLAN  
1/8" = 1'-0"



14. MODULE 18 - ADDITIONAL STRETCHING AREA - RCP  
1/8" = 1'-0"



15. MODULE 18 - ADDITIONAL STRETCHING AREA - AXON.

1

2

3

4

5

SCALE(S) AS NOTED ON THIS SHEET ARE BASED ON A FULL 22X34 SHEET


911 Central Parkway N., Suite 425 San Antonio, TX 78323  
501 North Broadway, St. Louis, Missouri 63102-2121

**GENERAL NOTES**

1. EVERY WALL IS GENERIC UNLESS SPECIFICALLY NOTED
2. EVERY WALL IS A PLACE HOLDER
3. AS THE MODULES ARE COMBINED TO CREATE A FACILITY, DISCRETION SHOULD BE USED AS TO WHICH WALLS NEED TO BE MOVED, ADDED OR REMOVED
4. IF NO WALL IS PRESENT, IT IS THE DESIGN INTENT TO LEAVE THAT SPACE OPEN TO ADJACENT SPACES WITHIN THE FACILITY
5. ALL FURNITURE IS A PLACE HOLDER UNLESS SPECIFICALLY NOTED
6. ALL MODULES HAVE BEEN ORGANIZED BASED ON A 15' GRID

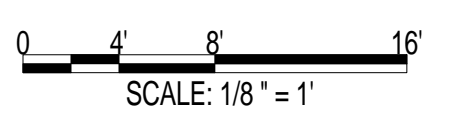
**LOCKER ROOM NOTES**

1. ENSURE LIGHT IN SAUNA ROOM IS OUTSIDE OF TOUCHING RANGE OF USER. LIGHT COVER SHALL NOT BE GLASS.



① **MODULE 19 - ENHANCED LOCKER ROOM - FLOOR PLAN**  
1/8" = 1'-0"

**AIR FORCE CENTER FOR ENGINEERING AND THE ENVIRONMENT (AFCEE)  
FACILITIES DYNAMIC PROTOTYPES DESIGN FOR:  
FITNESS CENTER: LARGE SIZE  
100% DESIGN**



Jacobs Project No.: FDWD1323

Drawing Title:

**ENHANCED LOCKER ROOM - FLOOR PLAN**

Date: 21 NOVEMBER 2011

Designed By: JN/MRB/OF Drawing No.:

Drawn By: JN/MRB/OF

Checked By: JS

**A-202**

1

2

3

4

5

SCALE(S) AS NOTED ON THIS SHEET ARE BASED ON A FULL 22X34 SHEET



NOT FOR CONSTRUCTION

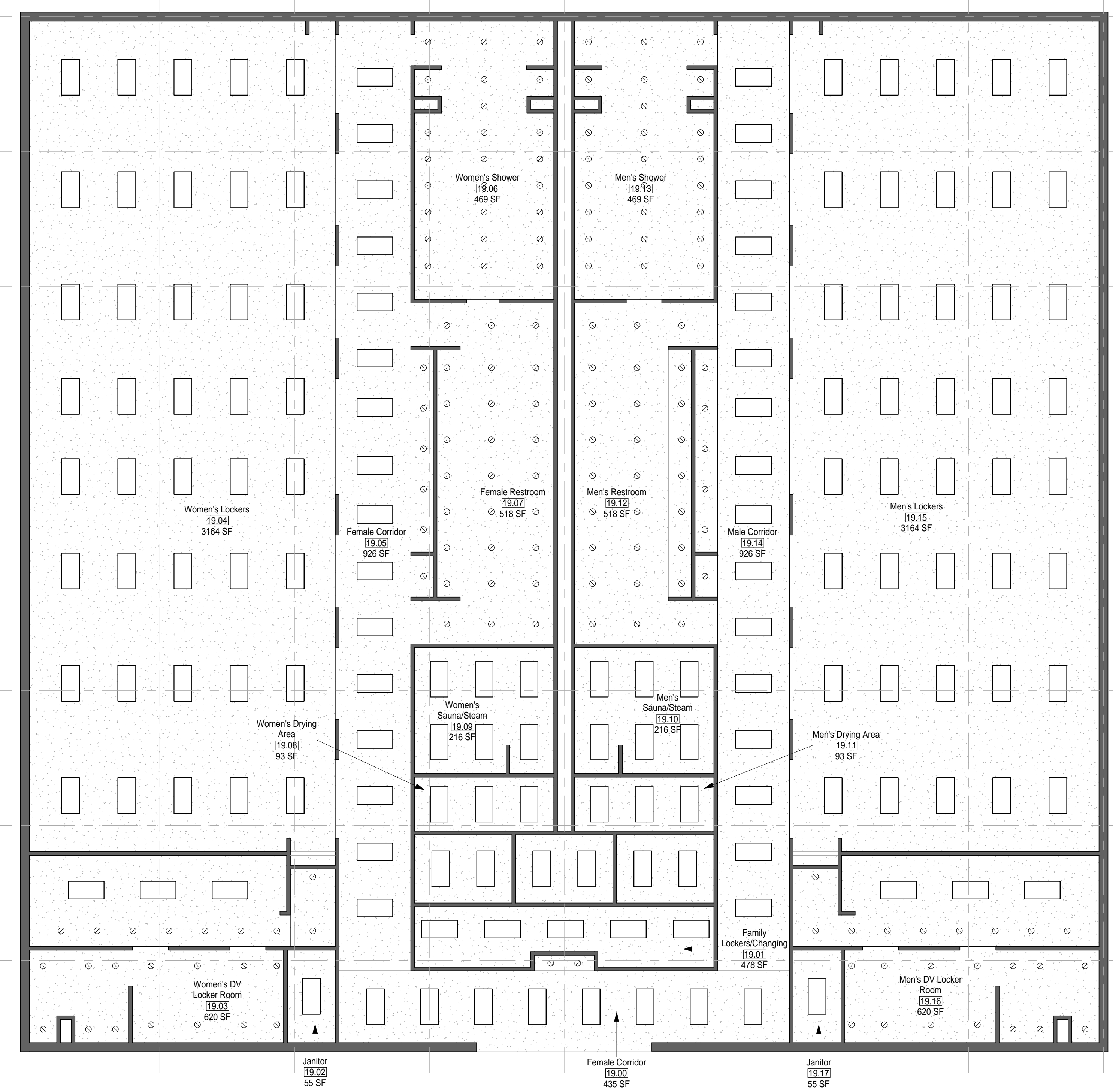
911 Central Parkway N., Suite 425 San Antonio, TX 78223  
501 North Broadway, St. Louis, Missouri 63102-2121

### GENERAL NOTES

1. EVERY WALL IS GENERIC UNLESS SPECIFICALLY NOTED
2. EVERY WALL IS A PLACE HOLDER
3. AS THE MODULES ARE COMBINED TO CREATE A FACILITY, DISCRETION SHOULD BE USED AS TO WHICH WALLS NEED TO BE MOVED, ADDED OR REMOVED
4. IF NO WALL IS PRESENT, IT IS THE DESIGN INTENT TO LEAVE THAT SPACE OPEN TO ADJACENT SPACES WITHIN THE FACILITY
5. ALL FURNITURE IS A PLACE HOLDER UNLESS SPECIFICALLY NOTED
6. ALL MODULES HAVE BEEN ORGANIZED BASED ON A 15' GRID

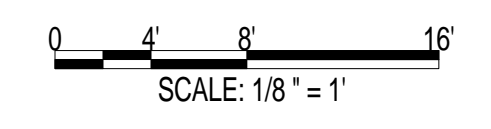
### LOCKER ROOM NOTES

1. ENSURE LIGHT IN SAUNA ROOM IS OUTSIDE OF TOUCHING RANGE OF USER. LIGHT COVER SHALL NOT BE GLASS.



1 MODULE 12B - ENHANCED LOCKER ROOM - RCP  
1/8" = 1'-0"

AIR FORCE CENTER FOR ENGINEERING AND  
 THE ENVIRONMENT (AFCEE)  
 FACILITIES DYNAMIC PROTOTYPES DESIGN FOR:  
**FITNESS CENTER: LARGE SIZE**  
**100% DESIGN**



Jacobs Project No.: FDWD1323

Drawing Title:

## ENHANCED LOCKER ROOM - RCP

Date: 21 NOVEMBER 2011

Designed By: JN/MRB/OF Drawing No.:

Drawn By: JN/MRB/OF

Checked By: JS

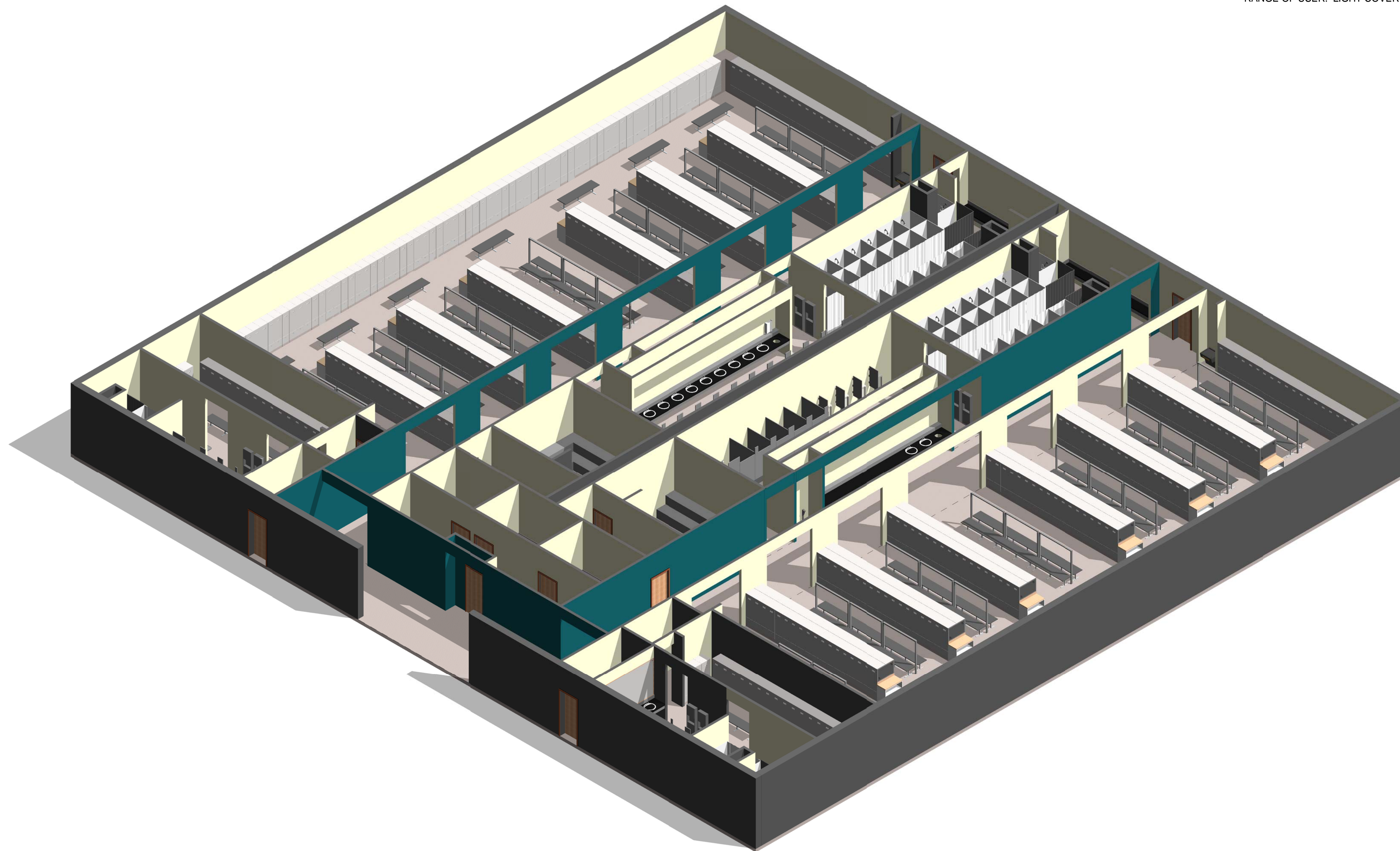
# A-203

**GENERAL NOTES**

1. EVERY WALL IS GENERIC UNLESS SPECIFICALLY NOTED
2. EVERY WALL IS A PLACE HOLDER
3. AS THE MODULES ARE COMBINED TO CREATE A FACILITY, DISCRETION SHOULD BE USED AS TO WHICH WALLS NEED TO BE MOVED, ADDED OR REMOVED
4. IF NO WALL IS PRESENT, IT IS THE DESIGN INTENT TO LEAVE THAT SPACE OPEN TO ADJACENT SPACES WITHIN THE FACILITY
5. ALL FURNITURE IS A PLACE HOLDER UNLESS SPECIFICALLY NOTED
6. ALL MODULES HAVE BEEN ORGANIZED BASED ON A 15' GRID

**LOCKER ROOM NOTES**

1. ENSURE LIGHT IN SAUNA ROOM IS OUTSIDE OF TOUCHING RANGE OF USER. LIGHT COVER SHALL NOT BE GLASS.



① MODULE 12B- ENHANCED LOCKER ROOM- AXON.

AIR FORCE CENTER FOR ENGINEERING AND  
THE ENVIRONMENT (AFCEE)  
FACILITIES DYNAMIC PROTOTYPES DESIGN FOR:

**FITNESS CENTER: LARGE SIZE**  
**100% DESIGN**

Jacobs Project No.: FDWD1323

Drawing Title:

**ENHANCED LOCKER  
ROOM - AXON.**

Date: 21 NOVEMBER 2011

Designed By: JN/MRB/OF Drawing No.:

Drawn By: JN/MRB/OF

Checked By: JS

**A-204**



1

2

3

4

5

SCALE(S) AS NOTED ON THIS SHEET ARE BASED ON A FULL 22X34 SHEET

**NOT FOR  
CONSTRUCTION**

911 Central Parkway N., Suite 425 San Antonio, TX 78223  
501 North Broadway, St. Louis, Missouri 63102-2121

**GENERAL NOTES**

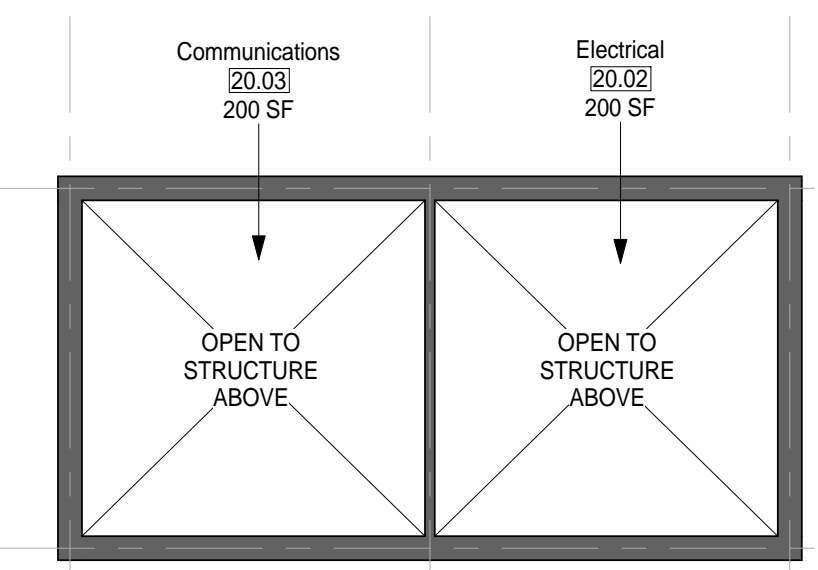
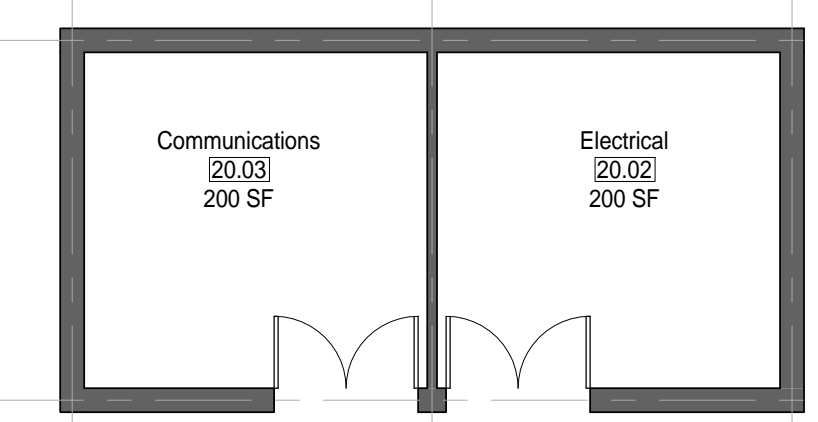
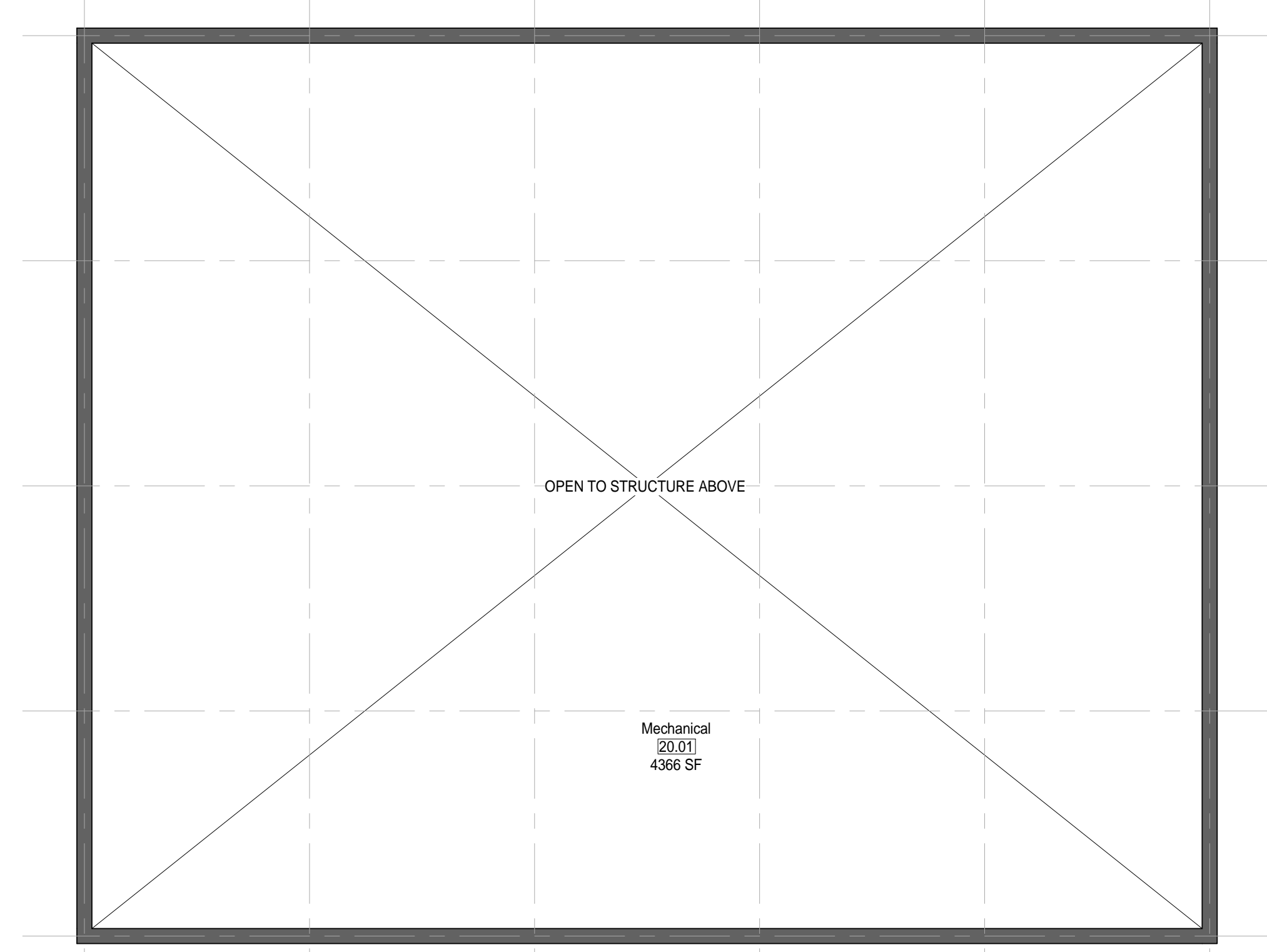
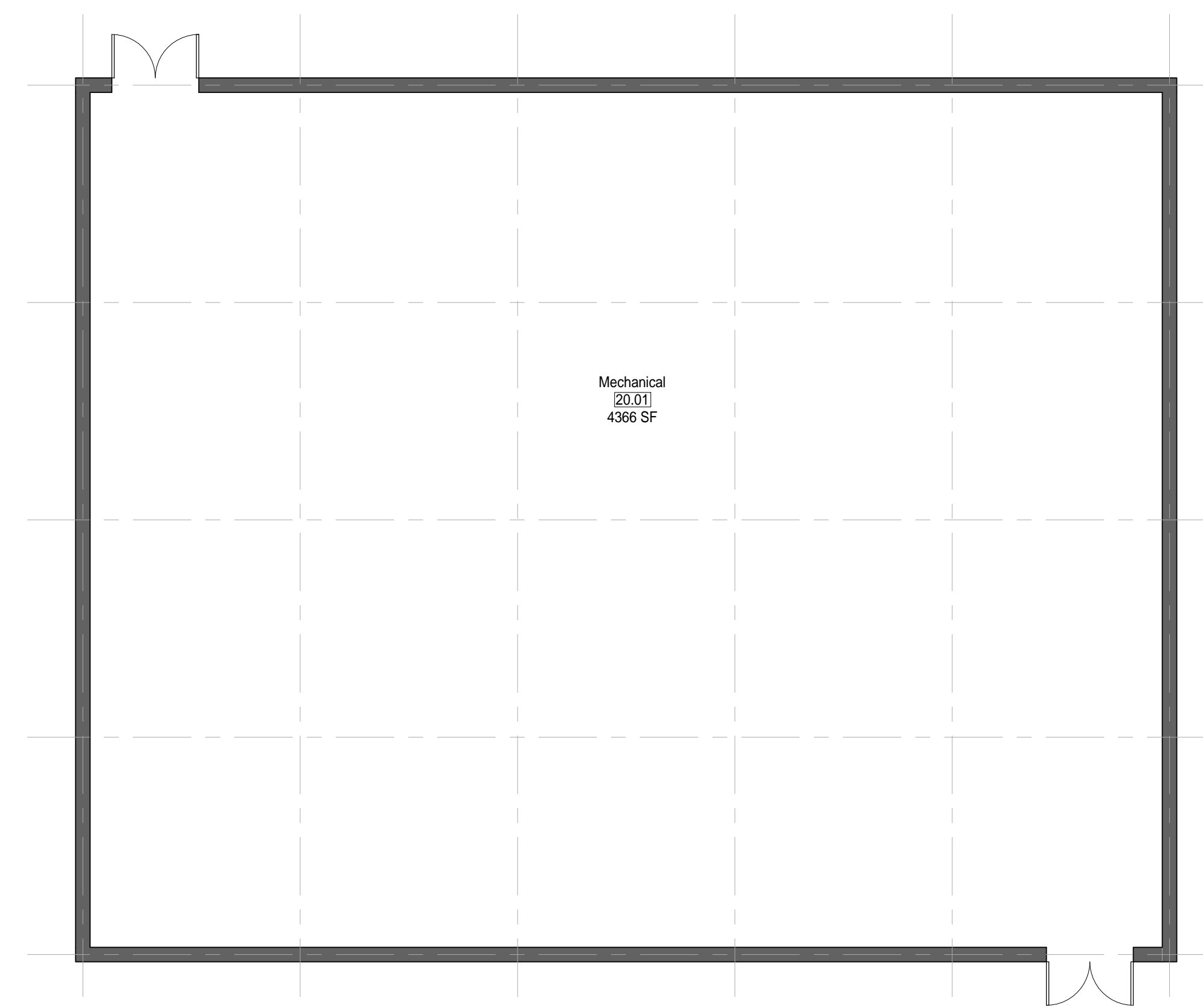
1. EVERY WALL IS GENERIC UNLESS SPECIFICALLY NOTED
2. EVERY WALL IS A PLACE HOLDER
3. AS THE MODULES ARE COMBINED TO CREATE A FACILITY, DISCRETION SHOULD BE USED AS TO WHICH WALLS NEED TO BE MOVED, ADDED OR REMOVED
4. IF NO WALL IS PRESENT, IT IS THE DESIGN INTENT TO LEAVE THAT SPACE OPEN TO ADJACENT SPACES WITHIN THE FACILITY
5. ALL FURNITURE IS A PLACE HOLDER UNLESS SPECIFICALLY NOTED
6. ALL MODULES HAVE BEEN ORGANIZED BASED ON A 15' GRID

D

C

B

A



① **MODULE 20 - SUPPORT - FLOOR PLAN**  
1/8" = 1'-0"

② **MODULE 20 - SUPPORT - RCP**  
1/8" = 1'-0"

**AIR FORCE CENTER FOR ENGINEERING AND  
THE ENVIRONMENT (AFCEE)  
FACILITIES DYNAMIC PROTOTYPES DESIGN FOR:  
FITNESS CENTER: LARGE SIZE  
100% DESIGN**



Jacobs Project No.: FDWD1323

Drawing Title:

**SUPPORT - FLOOR  
PLAN & RCP**

Date: 21 NOVEMBER 2011

Designed By: JN/MRB/OF Drawing No.:

Drawn By: JN/MRB/OF Checked By: JS **A-301**

1

2

3

4

5

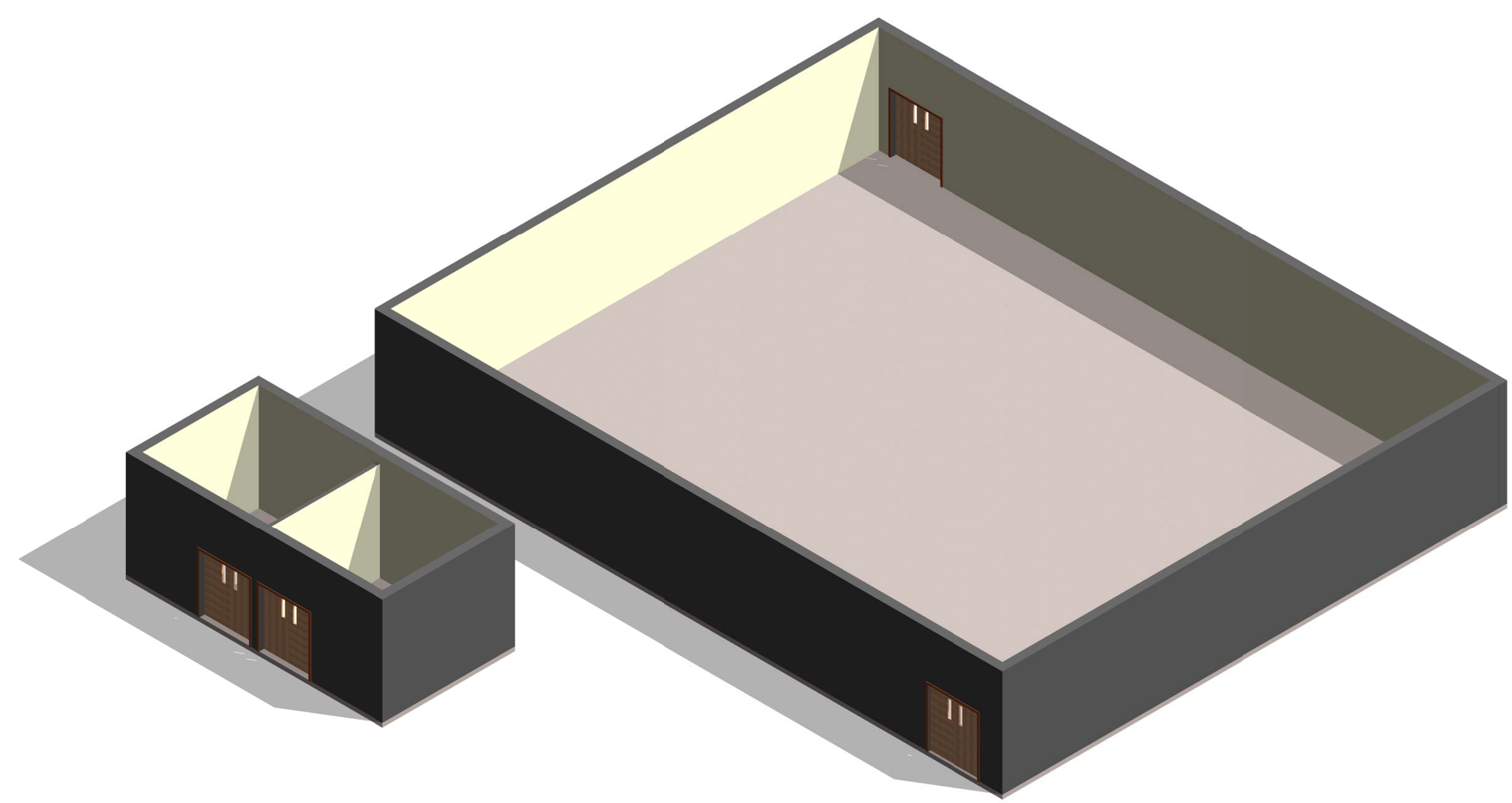
SCALE(S) AS NOTED ON THIS SHEET ARE BASED ON A FULL 22X34 SHEET

**NOT FOR  
CONSTRUCTION**

911 Central Parkway N., Suite 425 San Antonio, TX 78223  
501 North Broadway, St. Louis, Missouri 63102-2121

**GENERAL NOTES**

- 1. EVERY WALL IS GENERIC UNLESS SPECIFICALLY NOTED
- 2. EVERY WALL IS A PLACE HOLDER
- 3. AS THE MODULES ARE COMBINED TO CREATE A FACILITY, DISCRETION SHOULD BE USED AS TO WHICH WALLS NEED TO BE MOVED, ADDED OR REMOVED
- 4. IF NO WALL IS PRESENT, IT IS THE DESIGN INTENT TO LEAVE THAT SPACE OPEN TO ADJACENT SPACES WITHIN THE FACILITY
- 5. ALL FURNITURE IS A PLACE HOLDER UNLESS SPECIFICALLY NOTED
- 6. ALL MODULES HAVE BEEN ORGANIZED BASED ON A 15' GRID



① MODULE 20- SUPPORT - AXON.

**AIR FORCE CENTER FOR ENGINEERING AND  
THE ENVIRONMENT (AFCEE)  
FACILITIES DYNAMIC PROTOTYPES DESIGN FOR:**

**FITNESS CENTER: LARGE SIZE  
100% DESIGN**

Jacobs Project No.: FDWD1323

Drawing Title:

**SUPPORT - AXON.**

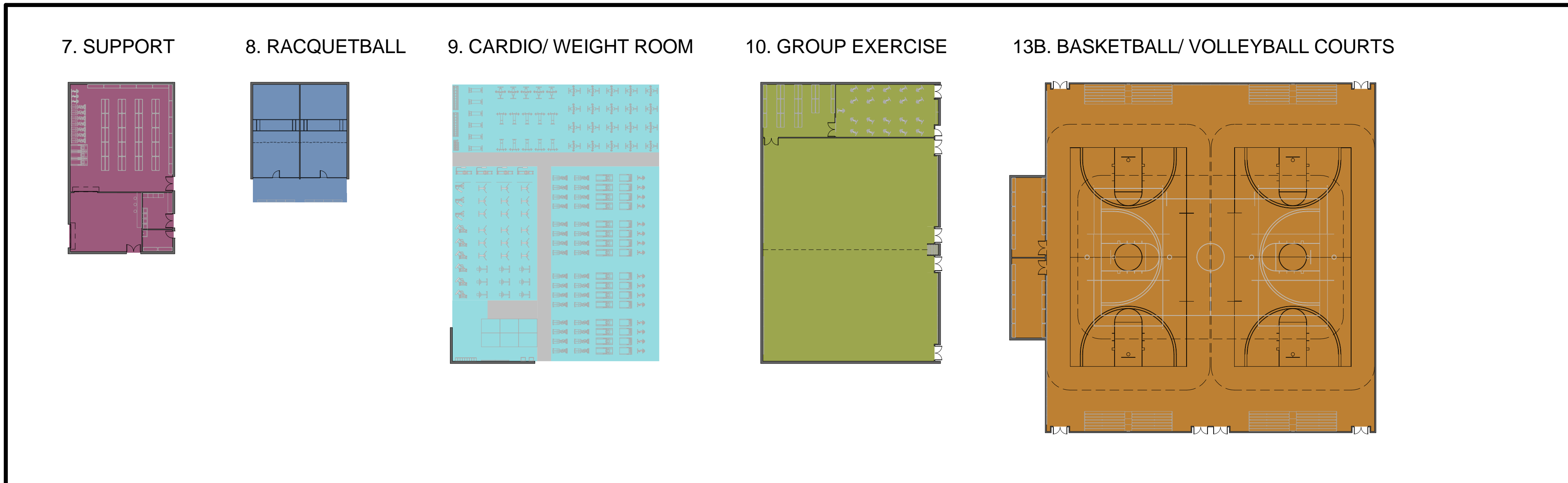
Date: 21 NOVEMBER 2011

Designed By: JN/MRB/OF Drawing No.:

Drawn By: JN/MRB/OF Checked By: JS **A-302**

# INDIVIDUAL MODULES

SCALE: 1/32" = 10"



## MEGA MODULE NOTES

1. MEGA MODULE IS PROVIDED TO ILLUSTRATE AN OPTIONAL WAY OF ARRANGING SOME OF THE INDIVIDUAL MODULES. THE MEGA MODULE IS NOT INTENDED TO CONSTITUTE A FINAL DESIGN.

SCALE(S) AS NOTED ON THIS SHEET ARE BASED ON A FULL 22X34 SHEET

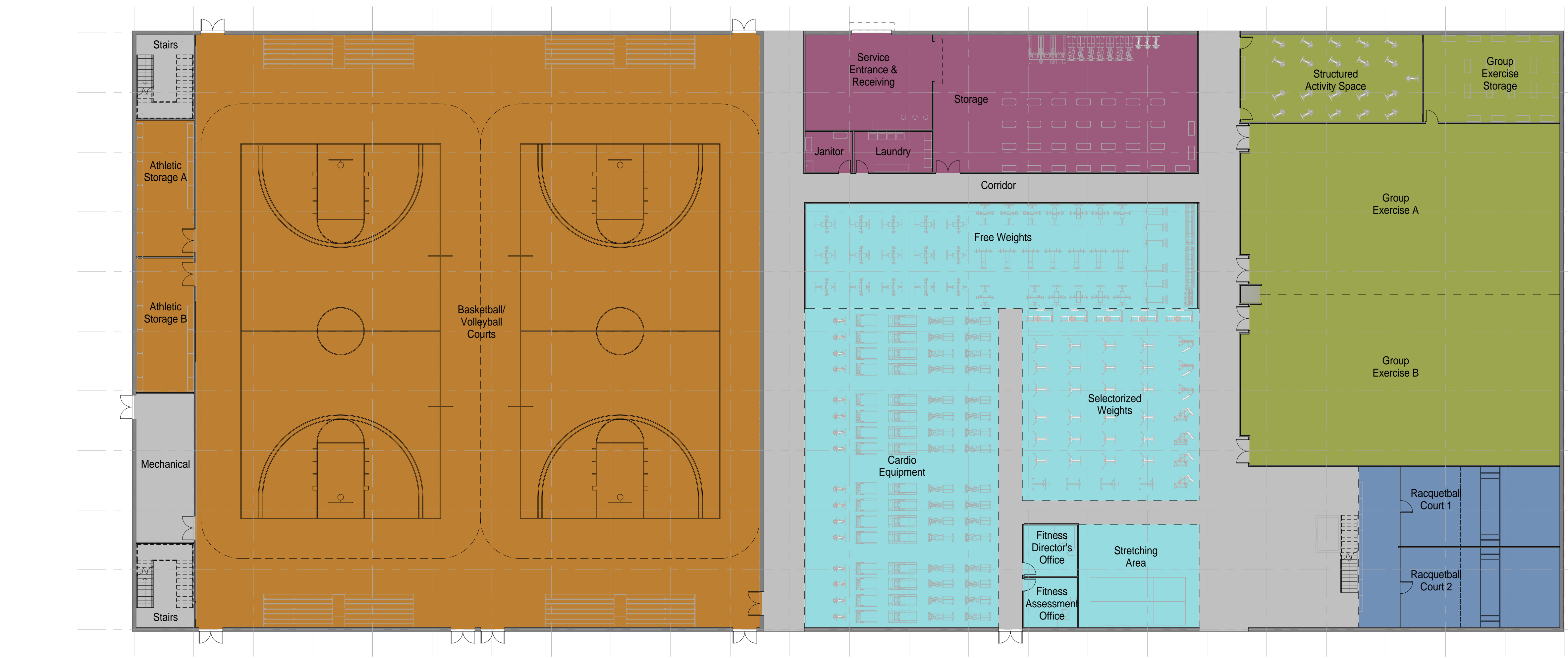


**NOT FOR CONSTRUCTION**

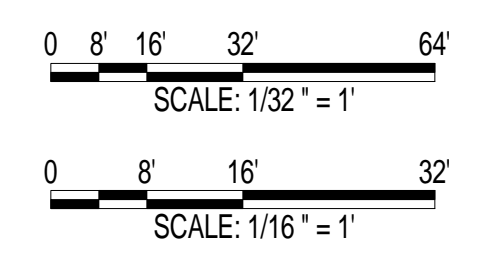
911 Central Parkway N., Suite 425 San Antonio, TX 78323  
501 North Broadway, St. Louis, Missouri 63102-2121

# MEGA MODULE - FIRST FLOOR PLAN

SCALE: 1/16" = 10"



**AIR FORCE CENTER FOR ENGINEERING AND THE ENVIRONMENT (AFCEE) FACILITIES DYNAMIC PROTOTYPES DESIGN FOR:**  
**FITNESS CENTER: LARGE SIZE**  
**100% DESIGN**



Jacobs Project No.: FDWD1323  
Drawing Title:

## MEGA MODULE - FLOOR PLAN

Date: 21 NOVEMBER 2011  
Designed By: JN/MRB/OF Drawing No.:  
Drawn By: JN/MRB/OF  
Checked By: JS **A-401**

1

2

3

4

5

SCALE(S) AS NOTED ON THIS SHEET ARE BASED ON A FULL 22X34 SHEET

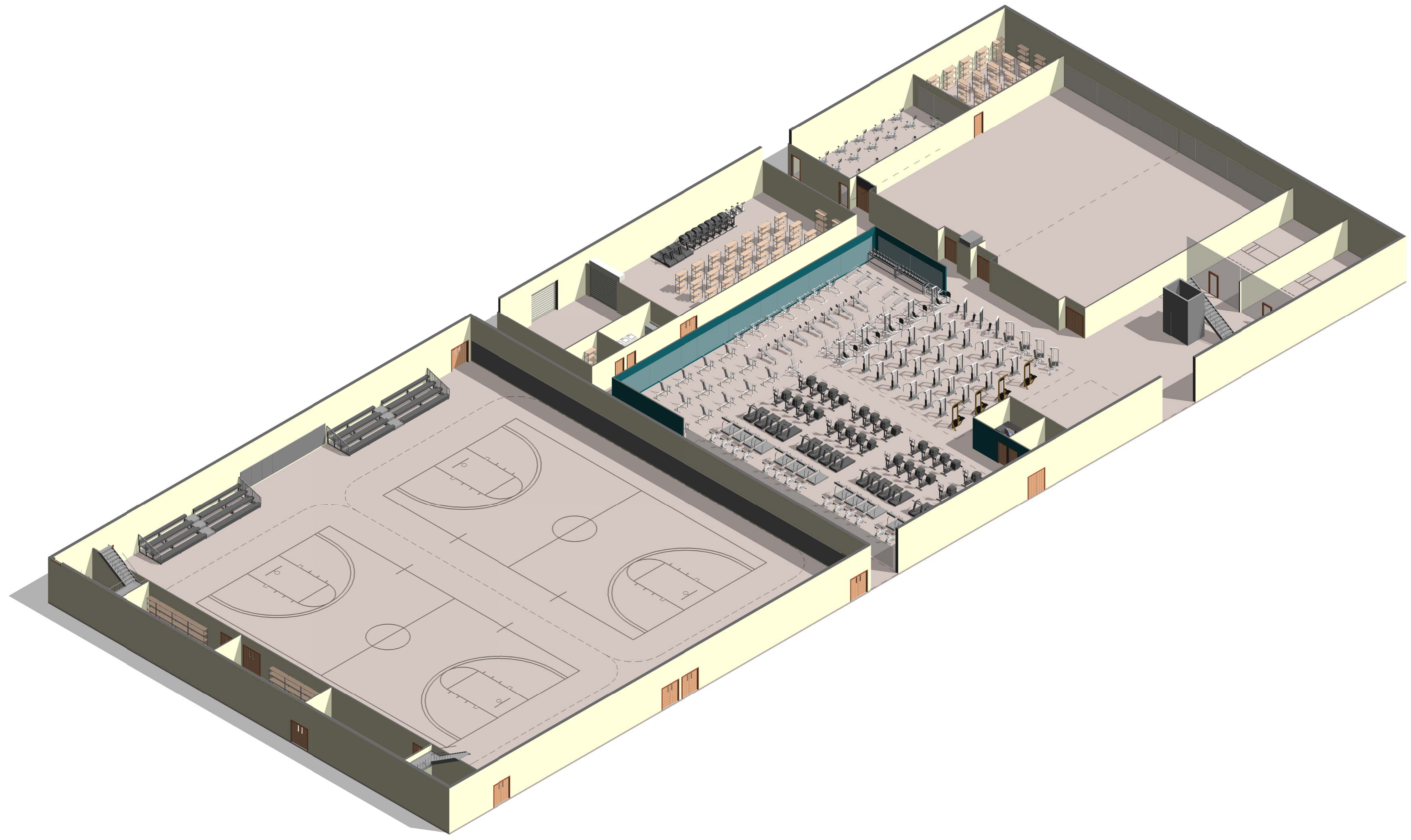


NOT FOR CONSTRUCTION

911 Central Parkway N., Suite 425 San Antonio, TX 78223  
501 North Broadway, St. Louis, Missouri 63102-2121

**MEGA MODULE NOTES**

- 1. MEGA MODULE IS PROVIDED TO ILLUSTRATE AN OPTIONAL WAY OF ARRANGING SOME OF THE INDIVIDUAL MODULES. THE MEGA MODULE IS NOT INTENDED TO CONSTITUTE A FINAL DESIGN.



D

C

B

A

AIR FORCE CENTER FOR ENGINEERING AND  
THE ENVIRONMENT (AFCEE)  
FACILITIES DYNAMIC PROTOTYPES DESIGN FOR:

**FITNESS CENTER: LARGE SIZE**

**100% DESIGN**

① MEGA MODULE - AXON.

Jacobs Project No.: FDWD1323

Drawing Title:

**MEGA MODULE - AXON.**

Date: 21 NOVEMBER 2011

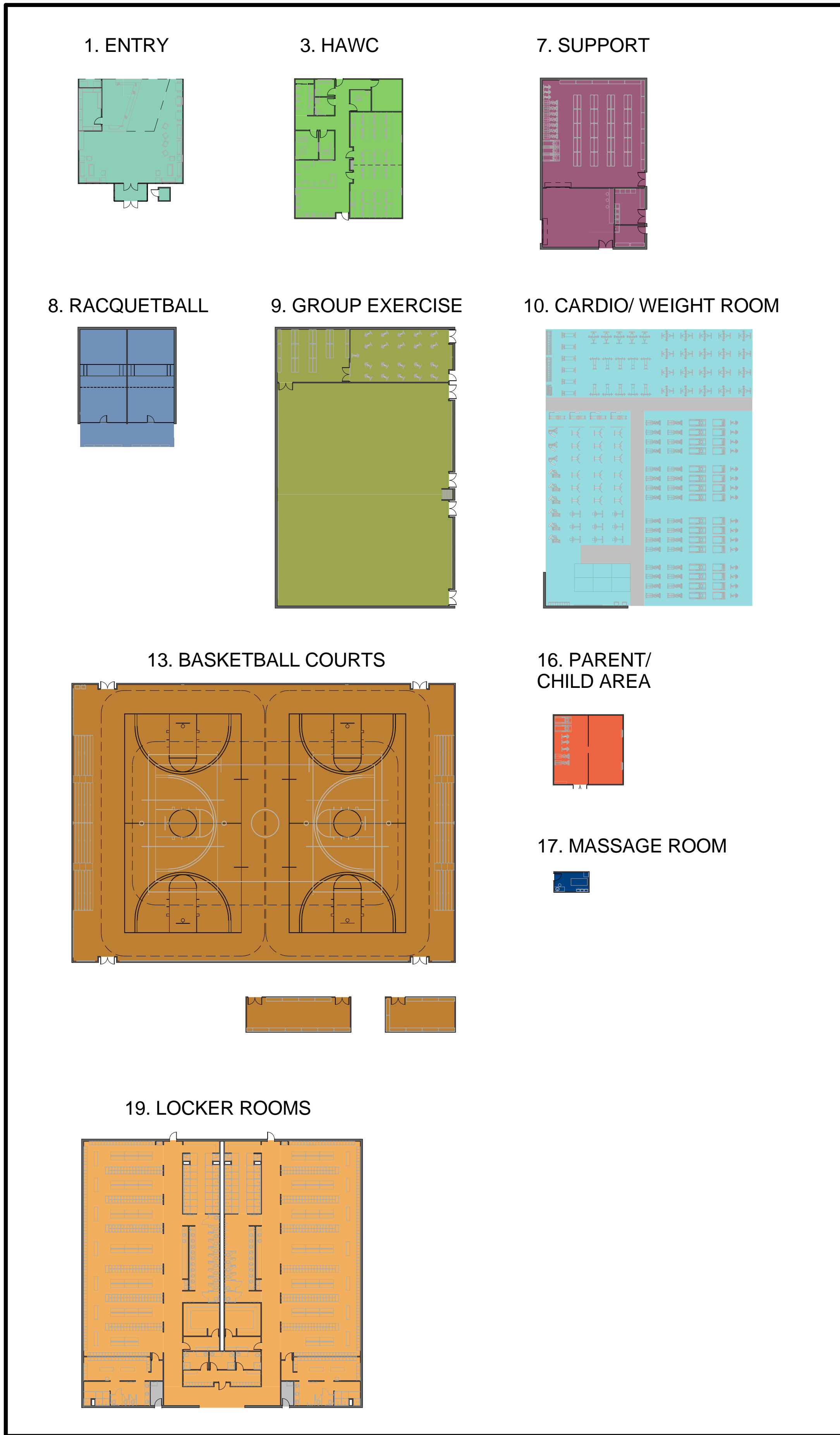
Designed By: JN/MRB/OF Drawing No.:

Drawn By: JN/MRB/OF

Checked By: JS **A-402**

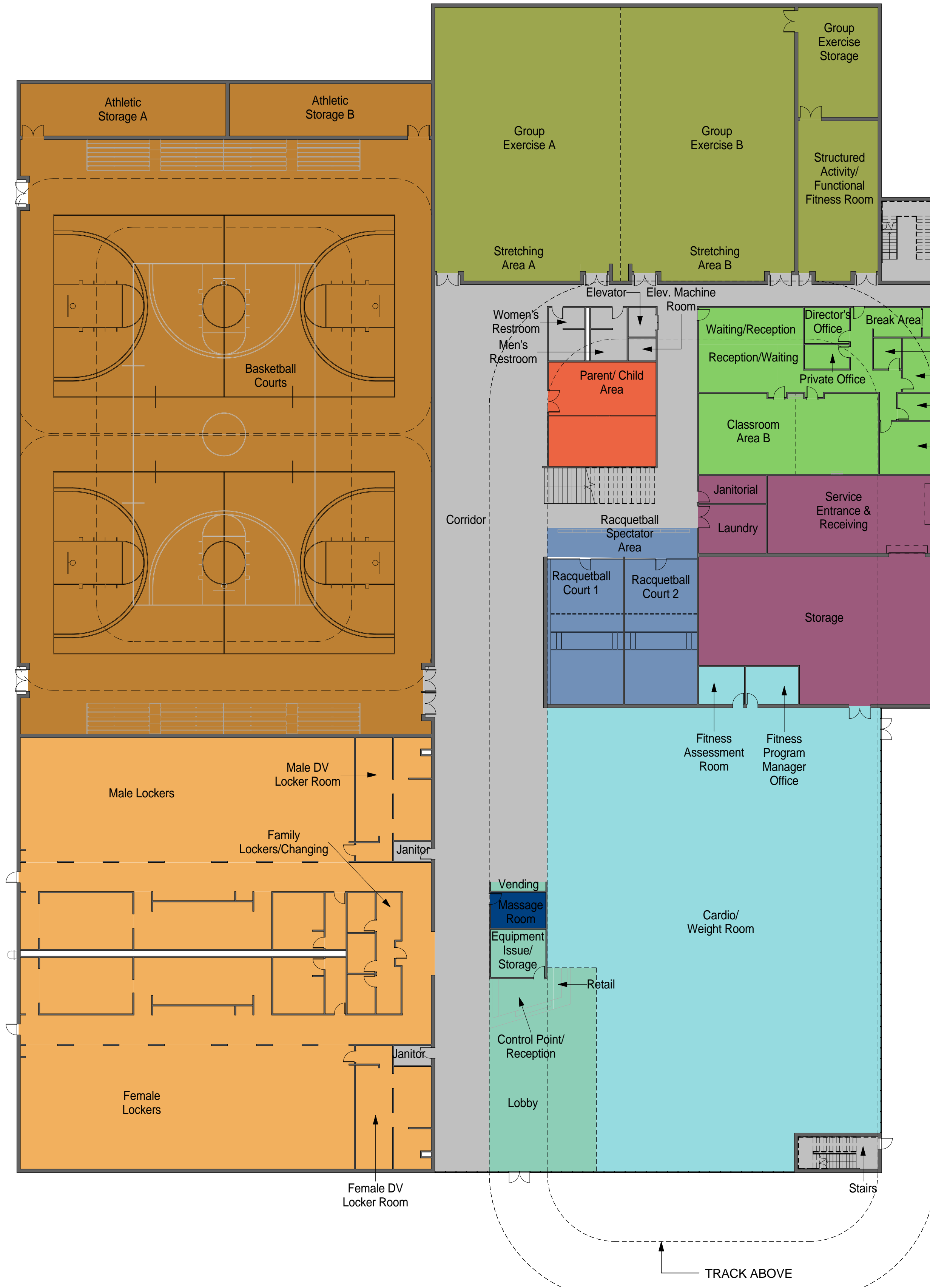
# INDIVIDUAL MODULES

SCALE: 1/32" = 10'



# BUILDING - FIRST FLOOR PLAN

SCALE: 1" = 20'



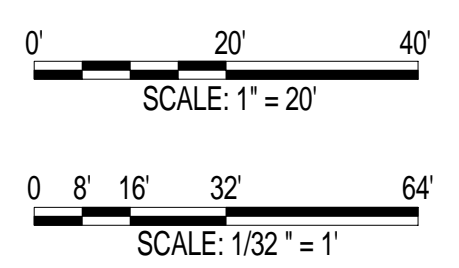
## BUILDING NOTES

1. THIS BUILDING LAYOUT IS PROVIDED TO ILLUSTRATE ONE POSSIBLE WAY OF ARRANGING THE INDIVIDUAL MODULES. IT IS NOT INTENDED TO CONSTITUTE A FINAL DESIGN.

NOT FOR CONSTRUCTION

911 Central Parkway N., Suite 425 San Antonio, TX 78223  
501 North Broadway, St. Louis, Missouri 63102-2121

AIR FORCE CENTER FOR ENGINEERING AND THE ENVIRONMENT (AFCEE)  
 FACILITIES DYNAMIC PROTOTYPES DESIGN FOR:  
**FITNESS CENTER: LARGE SIZE**  
**100% DESIGN**



Jacobs Project No.: FDWD1323  
Drawing Title:

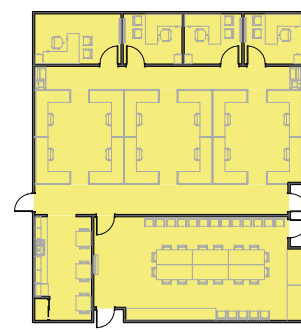
## BUILDING - FIRST FLOOR PLAN

Date: 21 NOVEMBER 2011  
Designed By: JN/MRB/OF Drawing No.:  
Drawn By: JN/MRB/OF  
Checked By: JS **A-501**

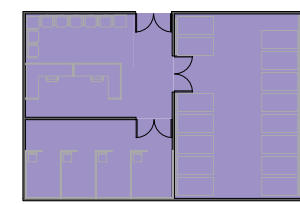
**INDIVIDUAL MODULES**

SCALE: 1/32" = 10'


2. ADMIN



3. FAC



12A. TRACK

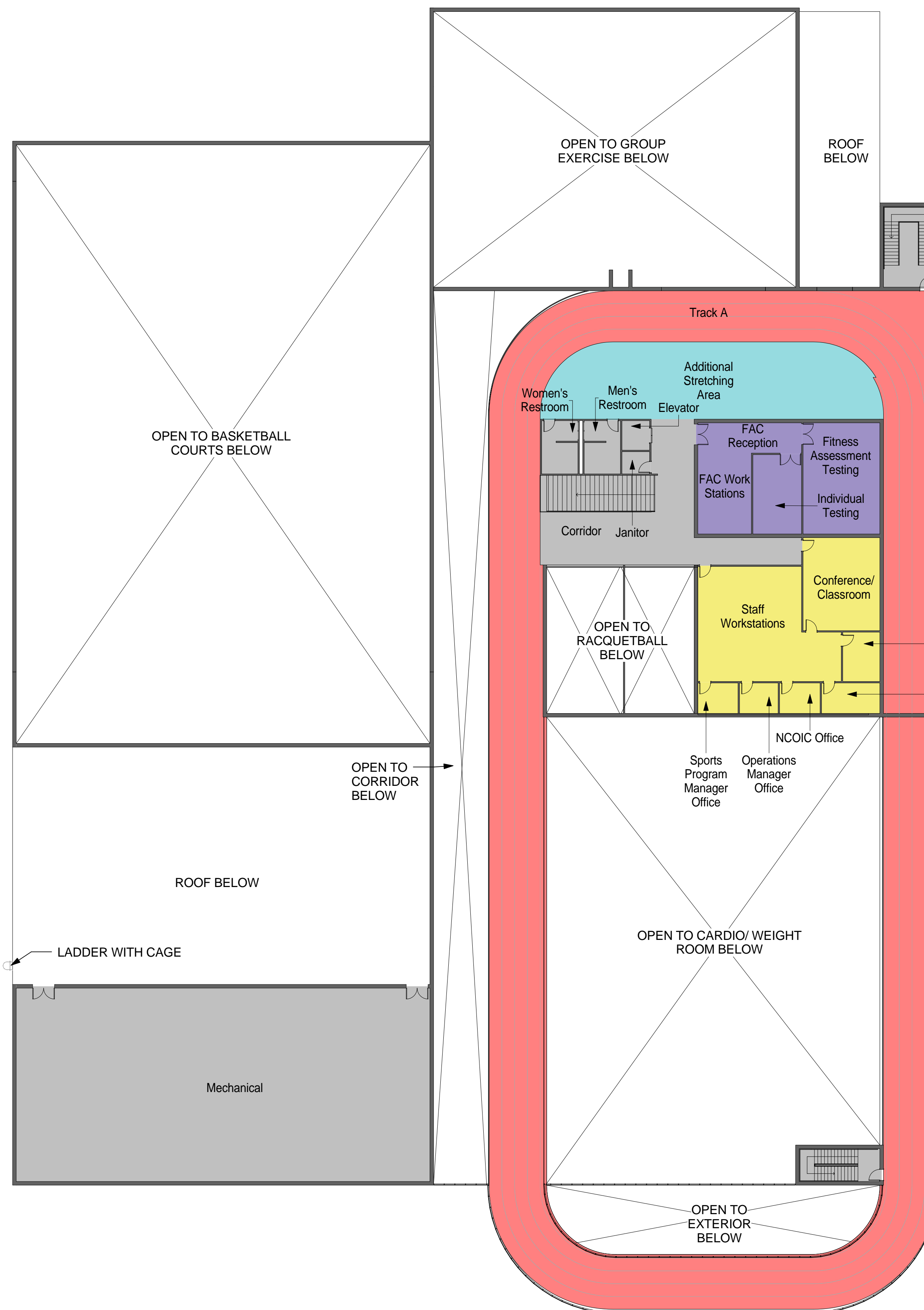


**BUILDING 1 - SECOND FLOOR PLAN**

SCALE: 1" = 20'

**BUILDING NOTES**

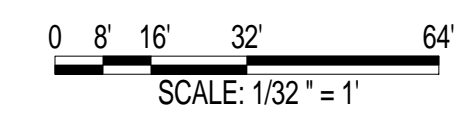
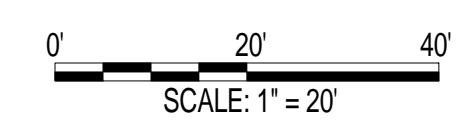
1. THIS BUILDING LAYOUT IS PROVIDED TO ILLUSTRATE ONE POSSIBLE WAY OF ARRANGING THE INDIVIDUAL MODULES. IT IS NOT INTENDED TO CONSTITUTE A FINAL DESIGN.



**NOT FOR CONSTRUCTION**

911 Central Parkway N., Suite 425 San Antonio, TX 78223  
501 North Broadway, St. Louis, Missouri 63102-2121

**AIR FORCE CENTER FOR ENGINEERING AND THE ENVIRONMENT (AFCEE) FACILITIES DYNAMIC PROTOTYPES DESIGN FOR: FITNESS CENTER: LARGE SIZE 100% DESIGN**



Jacobs Project No.: FDWD1323

Drawing Title:

**BUILDING - SECOND FLOOR PLAN**

Date: 21 NOVEMBER 2011

Designed By: JN/MRB/OF Drawing No.:

Drawn By: JN/MRB/OF

Checked By: JS

**A-502**

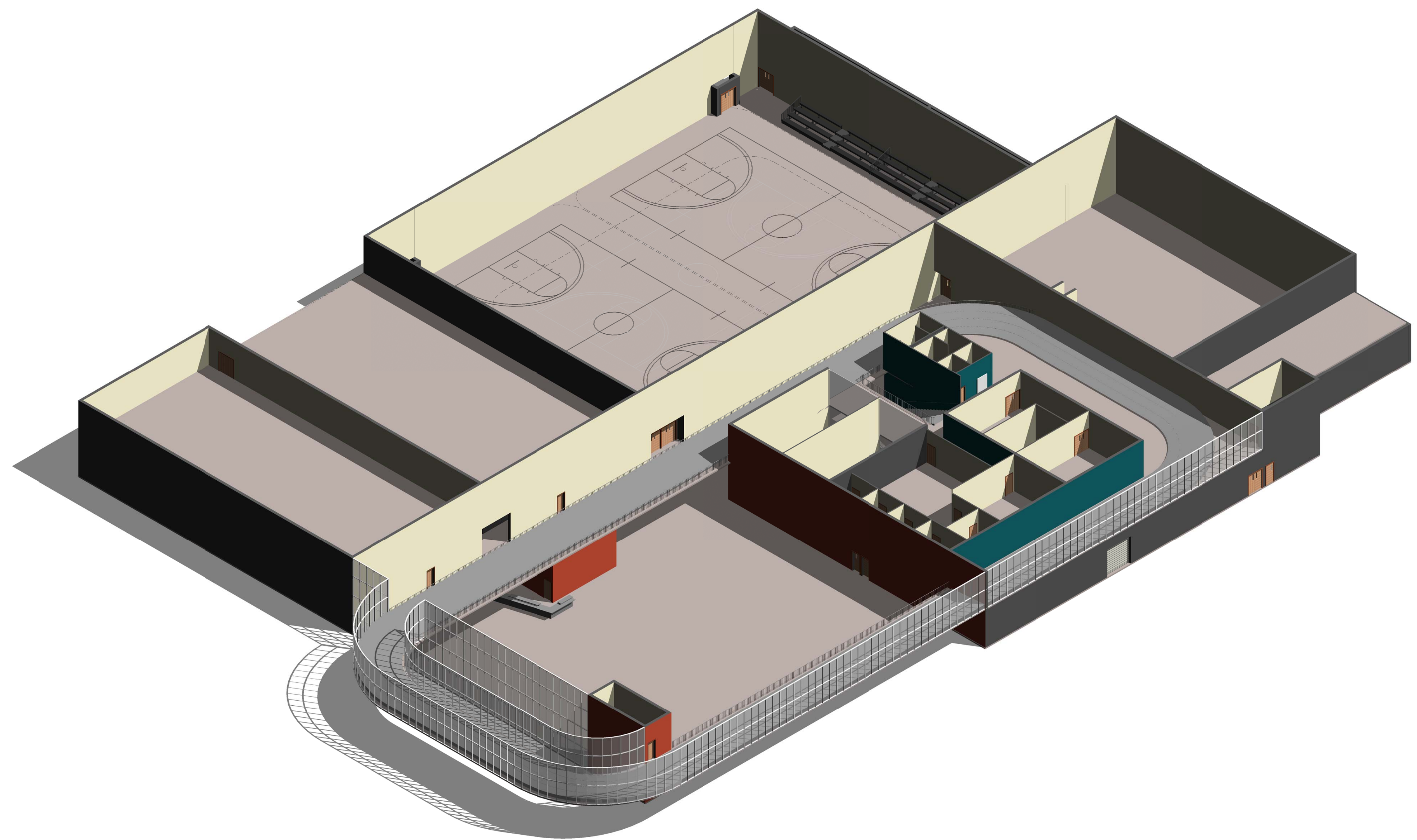
**NOT FOR  
CONSTRUCTION**

911 Central Parkway N., Suite 425 San Antonio, TX 78223  
501 North Broadway, St. Louis, Missouri 63102-2121

**BUILDING NOTES**

- 1. THIS BUILDING LAYOUT IS PROVIDED TO ILLUSTRATE ONE POSSIBLE WAY OF ARRANGING THE INDIVIDUAL MODULES. IT IS NOT INTENDED TO CONSTITUTE A FINAL DESIGN.

D  
C  
B  
A



AIR FORCE CENTER FOR ENGINEERING AND  
THE ENVIRONMENT (AFCEE)  
FACILITIES DYNAMIC PROTOTYPES DESIGN FOR:

**FITNESS CENTER: LARGE SIZE**

**100% DESIGN**

① BUILDING - AXON.

Jacobs Project No.: FDWD1323

Drawing Title:

**BUILDING - AXON.**

Date: 21 NOVEMBER 2011

Designed By: JN/MRB/OF Drawing No.:

Drawn By: JN/MRB/OF

Checked By: JS

**A-503**

**ROOM SCHEDULE**

Room Number	Room Name	Floor Finish	Base Finish	FINISHES WALLS				Ceiling Finish	Ceiling Height	Comments	Area
				North Wall	East Wall	South Wall	West Wall				
1.00	Entry Vestibule										108 SF
1.01	Lobby										1199 SF
1.02	Corridor										270 SF
1.03	Control Point/ Reception										259 SF
1.04	Retail										51 SF
1.05	Vending										35 SF
1.06	Equipment Issue/ Storage										173 SF
1.07	Optional Vestibule Storage										25 SF
1.08	Stairs										308 SF
2.00	Staff Workstations										705 SF
2.01	Conference/ Classroom										575 SF
2.02	Break Room										162 SF
2.03	Corridor										172 SF
2.04	Fitness and Sports Manager Office										120 SF
2.05	NCOIC Office										81 SF
2.06	Operations Manager Office										80 SF
2.07	Sports Program Manager Office										81 SF
2.08	Corridor										212 SF
3.00	Reception/Waiting/Library										290 SF
3.01	Support Staff Workstations										201 SF
3.02	Director's Office										121 SF
3.03	Private Office										81 SF
3.04	Break Area										124 SF
3.05	Restroom										64 SF
3.06	Janitor Closet/Storage										61 SF
3.07	Corridor										439 SF
3.08	Wellness Assessment Room										178 SF
3.09	Classroom Area A										498 SF
3.10	Classroom Area B										498 SF
3.11	Private Office										80 SF
4.00	Reception/ Workstations										162 SF
4.01	Individual Testing										321 SF
4.02	Fitness Assessment Testing										647 SF
4.03	Waiting Area										260 SF
4.04	Janitor Closet/Storage										70 SF
5.00	Male Restrooms										143 SF
5.01	Female Restrooms										143 SF
6.00	Stair A										194 SF
7.00	Service Entrance and Receiving										577 SF
7.01	Equipment and Repair										200 SF
7.02	Janitorial										120 SF
7.03	Laundry										200 SF
7.04	Storage										2030 SF
8.00	Racquetball Court 1										800 SF
8.01	Racquetball Court 2										800 SF
8.02	Racquetball Spectator Area										160 SF
9.00	Group Exercise B										3448 SF
9.01	Stretching Area B										145 SF
9.02	Group Exercise A										3449 SF
9.03	Stretching Area A										144 SF
9.04	Group Exercise Storage										700 SF
9.05	Structured Activity/ Functional Fitness Room										978 SF
10.00	Stretching										662 SF
10.01	Crossover Machine										56 SF
10.02	Chin/Dip										64 SF
10.03	Cardio Area										3901 SF
10.04	Selectorized Weights										2100 SF
10.05	Free Weights										2600 SF
10.06	Fitness Program Manager's Office										150 SF
10.07	Fitness Assessment room										125 SF
11.00	Corridor										434 SF
11.01	Female Corridor										784 SF
11.02	Women's Lockers										3278 SF
11.03	Women's Drying or Cooling Room										93 SF
11.05	Women's Shower										439 SF
11.06	Women's Restroom										519 SF
11.07	Men's Restroom										520 SF
11.09	Men's Shower										439 SF
11.10	Men's Drying or Cooling Room										93 SF
11.11	Male Corridor										783 SF
11.12	Men's Lockers										3278 SF
11.13	Womens' Sauna or Steam Room										216 SF
11.14	Men's Sauna or Steam Room										216 SF
12.00	Track A										10703 SF
12.10	Track B										10703 SF
13.00	Basketball Courts										19446 SF
13.01	Basketball Storage A										651 SF
13.02	Basketball Storage B										432 SF

**ROOM SCHEDULE**

Room Number	Room Name	Floor Finish	Base Finish	FINISHES WALLS				Ceiling Finish	Ceiling Height	Comments	Area
				North Wall	East Wall	South Wall	West Wall				
13.10	Basketball Courts										20971 SF
13.11	Athletic Storage A										492 SF
13.12	Athletic Storage B										492 SF
14.00	Juice Bar Seating										291 SF
14.01	Juice Bar										150 SF
15.00	Expanded Retail Area										100 SF
16.00	Parent/ Child Area										876 SF
17.00	Massage Room										120 SF
18.00	Additional Stretching Area										666 SF
19.00	Female Corridor										435 SF
19.01	Family Lockers/Changing										478 SF
19.02	Janitor										55 SF
19.03	Women's DV Locker Room										620 SF
19.04	Women's Lockers										3164 SF
19.05	Female Corridor										926 SF
19.06	Women's Shower										469 SF
19.07	Female Restroom										518 SF
19.08	Women's Drying Area										93 SF
19.09	Women's Sauna/Steam										216 SF
19.10	Men's Sauna/Steam										216 SF
19.11	Men's Drying Area										93 SF
19.12	Men's Restroom										518 SF
19.13	Men's Shower										469 SF
19.14	Male Corridor										926 SF
19.15	Men's Lockers										3164 SF
19.16	Men's DV Locker Room										620 SF
19.17	Janitor										55 SF
20.01	Mechanical										4366 SF
20.02	Electrical										200 SF
20.03	Communications										200 SF
116.0	Waiting/Reception										289 SF
2											
116.0	Classroom Area B										1086 SF
3											
116.0	Wellness Assessment Room										211 SF
4											
116.0	Reception/Waiting										289 SF
5											
116.0	Private Office										81 SF
6											
116.0	Director's Office										121 SF
8											
116.0	Private Office										121 SF
9											
116.1	Restroom										64 SF
0											
116.1	Break Area										540 SF
2											
116.1	Stairs										309 SF
3											
116.1	Service Entrance & Receiving										848 SF
4											
116.1	Service Entrance & Receiving										124 SF
5											
116.1	Group Exercise A										3671 SF
6											
116.2	Staff Workstations										1043 SF
7											
116.2	Conference/ Classroom										536 SF
8											
116.2	Break Room										137 SF
9											
116.3	Fitness and Sports Manager Office										133 SF
0											
116.3	NCOIC Office										93 SF
1											
116.3	Operations Manager Office										88 SF
2											
116.3	Sports Program Manager Office										92 SF
3											
116.3	Massage Room										149 SF
4											

**AIR FORCE CENTER FOR ENGINEERING AND THE ENVIRONMENT (AFCEE)  
 FACILITIES DYNAMIC PROTOTYPES DESIGN FOR:  
 FITNESS CENTER: LARGE SIZE  
 100% DESIGN**

Jacobs Project No.: FDWD1323

Drawing Title:

**ROOM SCHEDULE**

Date: 21 NOVEMBER 2011

Designed By: JN/MRB/OF Drawing No.:

Drawn By: JN/MRB/OF

Checked By: JS

**A-601**





NOT FOR CONSTRUCTION

911 Central Parkway N., Suite 425 San Antonio, TX 78233  
501 North Broadway, St. Louis, Missouri 63102-2121

SCALE(S) AS NOTED ON THIS SHEET ARE BASED ON A FULL 22X34 SHEET

WINDOW SCHEDULE														
Type Mark	R.O.		Type	Manufacturer	Model	Material	Finish	Head	Jamb	Sill	Glazing		Head Height	Comments
	Width	Height									Thickness	Type		

D

C

B

A

AIR FORCE CENTER FOR ENGINEERING AND THE ENVIRONMENT (AFCEE)  
FACILITIES DYNAMIC PROTOTYPES DESIGN FOR:

**FITNESS CENTER: LARGE SIZE**

**100% DESIGN**

Jacobs Project No.: FDWD1323

Drawing Title:

WINDOW SCHEDULE

Date: 21 NOVEMBER 2011

Designed By: JN/MRB/OF Drawing No.:

Drawn By: JN/MRB/OF

Checked By: JS

A-603